

UNOPIU[®]

Catalogue 2014

www.unopiu.com

OPEN AIR

Seaside Home
The Essential Home
Terraces
Home in the Country
Travels in Italy
Boutique Hotels





UNOPIÙ

Six stories, six worlds where Unopiù furnishings are the protagonists of life in the outdoors. Imagining various lifestyle situations, we have moved from **the lake to the countryside**, from **the city to the sea** and taken our products into their **most natural environment**, giving form to **our idea of the ideal home**. These concepts have been presented in six chapters of our catalogue, where our stylists have created innovative combinations of style and colour with Unopiù products.

Professionals in the creation of outdoor furnishings, Unopiù is the only firm on the international market able to offer a viable proposition of widely diversified furnishings and garden structures in both style and materials used. Conceived to **satisfy any esthetic requirement**, the choice ranges from classic to contemporary, from teak to metal, to fibre, whilst carefully maintaining **the quality of the design** and the **excellence of the materials** and their longevity. The Unopiù range enhances outdoor lifestyle options in a harmonious interaction between nature and your home, proposing a unique environment dedicated to relaxation.

There are many new concepts in the 2014 catalogue, but in particular I would like to underline three themes we hold dear and which give testimony to the great ability of Unopiù and its continual innovative approach to the world of outdoor living.

Mobile pergolas. Unopiù has introduced the concept of flexibility and dynamism in the world of garden structures, usually characterized by their immobility : Cap Ferrat and Shibuya (from p. 152) constitute a new and original way of creating covered areas, which can be moved and extended according to your various needs for that special day in the fresh air.

Teak design. Les Arcs on page 42 and Welcome on page 46 are examples of how a solid, traditional material can be interpreted in new and surprising ways by the great signatories of Italian design.

Research of **new finishings and materials.** With the Camargue, Panarea, Croisette and Capri collections Unopiù offers the fruits of its continued research from new suggestions and combinations of materials. Enjoy this catalogue,

Marco Dolcino
CEO

4

Seaside home

The Call of the Sea



INDEX

- 4 SEASIDE HOME
The Call of the Sea
- 12 FURNISHINGS
- 34 THE ESSENTIAL HOME
My essential home

12 *Furniture*



INDEX

- 62** TERRACES
The terrace reawakens
- 86** HOME IN THE COUNTRY
Country delicacies
- 120** TRAVELS IN ITALY
The lake of memories
- 150** ARCHITECTURE
- 178** BOUTIQUE HOTELS
An encounter at the Grand Hotel
- 242** ACCESSORIES
- 272** COLOURS
- 278** INDEX



34

The essential home

My essential home



62

Le terrazze

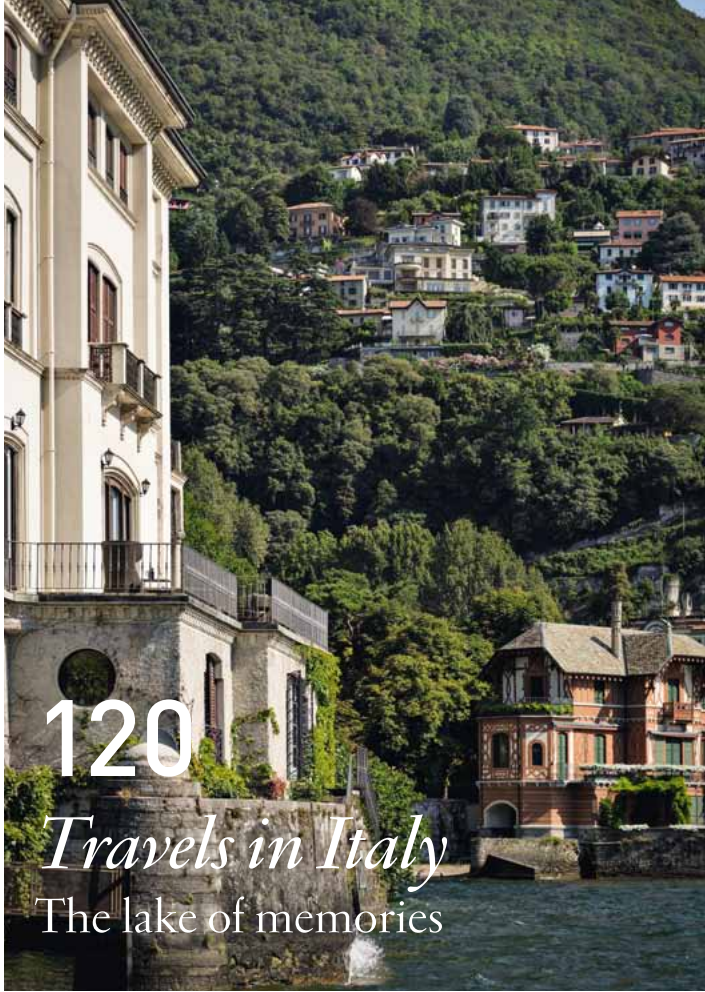
La terrazza si risveglia



86

Home in the country

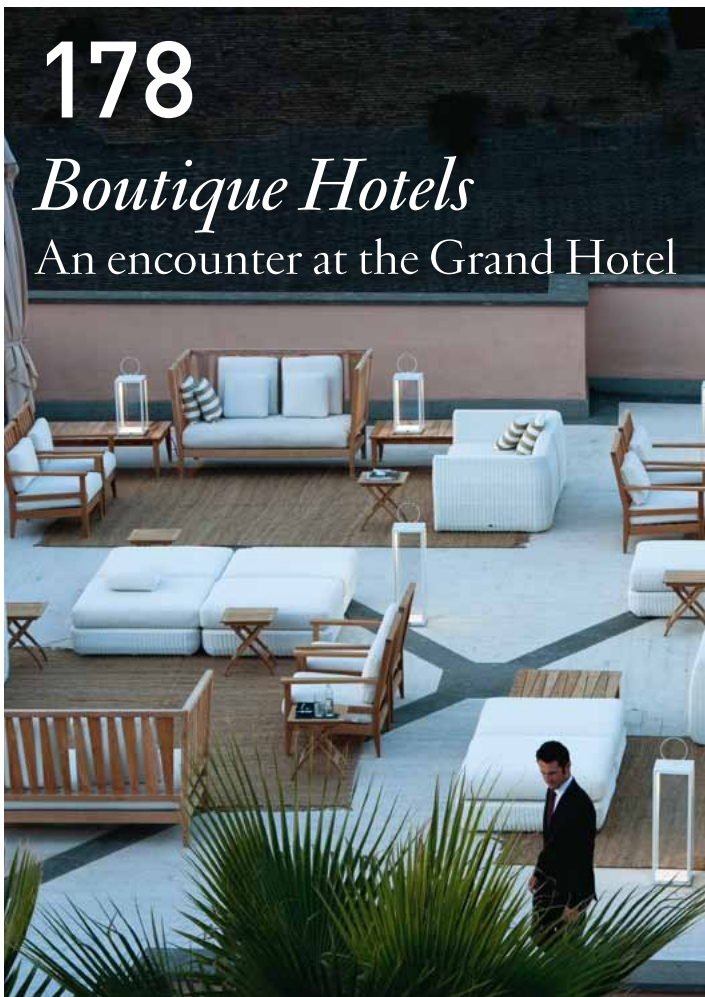
Country delicacies



120

Travels in Italy
The lake of memories

150 *Architecture*



178

Boutique Hotels
An encounter at the Grand Hotel

242 *Accessories*



The Call of the Sea







On the previous page:

Armchair Camargue
p. 12

Coffee table Synthesis
p. 28

Sunlounger Synthesis
p. 28

[1] Coffee table Synthesis
p. 28

[2] Sunlounger Paddy
p. 84

[3] Chaise-longue Equinox
p. 24

[4] Table and small armchair
Equinox
p. 23

[5] Umbrella Fan
p. 249

[6] Sunlounger Synthesis
p. 28

[7] Les Arcs lounge setting
p. 42

[8] Mats Pleiadi
p. 256

[9] Stool Swing
p. 59



I was born on the highest peak of this land. Wild bushland, enchanted place of true beauty and pure magic. A wall of water, nature's embrace, sharp rocks. My island. From the chaise-longue I run my fingers through the sand grasping it eagerly, digging until I feel its humidity. I withdraw. I get down and stretch out on the sand with my ear to the earth and listen to the song of the sea. I brush the earth with my lips, get up on one elbow and fix the horizon. I am back. These are my places, these my sounds, this tranquility is part of me. My thoughts gently go back in time, every part of this countryside brings forth reminiscences, every feature brings back memories, old feelings come to mind. We are made of memories and their reinterpretation, we are passing time and flowing water: we are never the same but a continuous evolution which grows and is enriched like a wave.



This gives me energy, I feel there is a deep harmony that dominates everything and this comforts me.

The sun is setting, even under the umbrella its warmth caresses me, I come closer, I have my feet, my chest, my shoulders in the water. I allow myself to be embraced, taste the sea, hold my breath and listen to the silence. I am aware of the water enveloping my body, holding me to it in a gentle embrace which melts all my muscles and my insecurities. I raise my eyes to the heavens, the deep blue of immensity, this cosmic incommensurable space to which I belong, of which I am a part. I lower my gaze and drop into the water, now tasting the salt on my lips, listen to the depths of the sea and feel the water which smooths my fingers.



[1] Modular lounge setting
Sunlace
p. 49



[2] Sunlounger and coffee table
Atlantis
p. 32

[3] Table Croisette
p. 60

[4] Chairs and small armchairs
Camargue
p. 12



I re-emerge and hear someone calling my name, a distant sound. I turn slowly, uncertain, gradually things come into focus, I see the gazebo in the distance. With short unstable steps I approach the shore, holding my breath and looking straight ahead. I feel dazed, the sand sticks to my feet, my step sinks and I feel the sun's heat on the sand. The call of the earth is ancestral and distracts me even more, I refocus on the force of my surroundings. The wind blows through my hair and it feels like the earth's breath, a sigh from this earth, sweet murmurings of this place of mine. I hear my name called again and this time it's a shout. I'm startled. I come back to reality, a voice full of wonder and infinite waiting.



I listen to the sound of quick steps in the water, splashes against my skin, I see outstretched arms reaching out to me. I clasp the hands and bring them to my cheeks, letting them gently touch my face, caress my tears. I feel this warm embrace, the warmth of human contact, smell the skin's perfume and see the brightness of those eyes in front of me. I smile and feel at home.

- [1] Light Mizar p. 260
- [2] Sunlounger Agorà p. 16
- [3] Sunlounger and coffee table Capri p. 112
- [4] Chaise-longue Equinox p. 24
- [5] Armchair Camargue p. 13
- [6] Sofa Eden p. 18
- [7] Chair William p. 142
- [8] Extendable table Milton p. 128
- [9] Small Armchair Ginger p. 134
- [10] Sofa Green p. 101
- [11] Fabric Colour Collection p. 272
- [12] Coffee table Bloomsbury p. 105
- [13] Deck chair Clío p. 147
- [14] Coffee table Morris p. 104
- [15] Coffee table Dharma p. 57
- [16] Light Aton p. 258



CAMARGUE

In the Camargue range, handmade cord is wound to cover the frame, making the chairs extremely comfortable.

Structure: galvanized iron with powder coated finish.

Colour: white, bronze.

Covering: cord made with a combination of threads creating a melange effect.

Colour: mud, orange, midnight blue, dove grey.



- ❶ - chair stackable W 54 D 61 H 91 seat H 46 Ref. CAMSE
- ❷ - small armchair stackable W 60 D 61 H 91 seat H 46 Ref. CAMSB
- ❸ - armchair stackable W 64 D 65 H 88 seat H 42 Ref. CAMPO
- ❹ - footrest W 45 D 64 H 36 Ref. CAMPP
- ❺ - lounge armchair stackable W 93 D 96 H 64 seat H 33 Ref. CAMPL

Complete the article code with the desired colour code choosing from the combinations on the following page = Ref. CAMSEBRA)





BRA
bronze - orange



BRBP
bronze - midnight blue



BRF
bronze - mud



BRT
bronze - dove grey



BA
white - orange




BBP
white - midnight blue



BF
white - mud



BT
white - dove grey



AGORÀ

The extreme comfort of the modular Agorà collection is assured by the generous depth of the seats.

Structure: aluminium.

Covering: hand woven WaProLace synthetic fibre.

Colour: white, tropical brown.

Cushions: removable covers in 100% acrylic Tempotest fabric, off white, beige.

The Agorà collection can be personalized choosing from over 30 combinations of fabric and colours from the Colour collection and Jolly cushion collection (from p. 272).



❶

❷

❸

❶ - sofa W 230 D 100 H 67 seat. H 32

3 seater with 4 cushions, structure colour

• white Ref. AGDIB • tropical brown Ref. AGDIT

❷ - armchair W 127 D 100 H 67 seat. H 32

with 2 cushions, structure colour

• white Ref. AGPOB • tropical brown Ref. AGPOT

❸ - pouf W 100 D 100 H 32

with cushion, structure colour

• white Ref. AGPUB • tropical brown Ref. AGPUT

Complete the article code with the desired cushion colour code

01
Off white

02
beige





AGORÀ



1 - right lounge module W 100 D 160 H 67 seat H 32

with 2 cushions, structure colour

- white Ref. AGMLBD
- tropical brown Ref. AGMLTD

2 - left lounge module W 100 D 160 H 67 seat H 32

with 2 cushions, structure colour

- white Ref. AGMLBS
- tropical brown Ref. AGMLTS

3 - right end module W 160 D 100 H 67 seat H 32

with 3 cushions, structure colour


- white Ref. AGMFBD
- tropical brown Ref. AGMFTD

4 - left end module W 160 D 100 H 67 seat H 32

with 3 cushions, structure colour

- white Ref. AGMFBS
- tropical brown Ref. AGMFTS

All components of the Agorà series come with backrest cushions 55 x 55 cm. For solutions like the photo it's necessary to purchase cushions 70 x 50 cm, p. 276.



5 - corner module W 100 D 100 H 67 seat. H 32
with 3 cushions, structure colour

- white Ref. AGANB
- tropical brown Ref. AGANT

6 - backrest module W 70 D 100 H 67 seat. H 32

with 2 cushions, structure colour

- white Ref. AGSPB
- tropical brown Ref. AGSPT

7 - sunlounger W 85 D 210 H 30

• white Ref. AGLEB • tropical brown Ref. AGLET

cushion for sunlounger Ref. AECU

8 - coffee table square 100 x 100 H 21

• white Ref. BAGTAB • tropical brown Ref. AGTAB

Complete the article code with the desired cushion colour code

01
Off white

02
beige





EDEN

Graceful embracing shapes express the personality of the Eden collection.

Structure: aluminium

Covering: hand woven WaProLace synthetic fibre.

Colour: tropical brown.

Standard cushion: removable covers in 100% Tempotest acrylic fabric, off white, beige.

The Eden collection can be personalized choosing from over 30 combinations of fabric and colours from the Colour Collection and Jolly cushion collection (from p. 272).



①

②

③

① - **armchair** W 99 D 90 H 65 seat H 37 with cushion Ref. EDPOT

② - **sofa** W 241 D 90 H 65 seat H 37 with cushion Ref. EDDIT

③ - **large sofa** W 282 D 139 H 65 seat H 37 with seat cushion and 2 cylindrical cushions with removable covers Ref. EDDL





- ④ - chair stackable W 52 D 51 H 80 seat H 46
Ref. SEDIM
- ⑤ - small armchair stackable W 56 D 53 H 80 seat H 46
Ref. POLEDIM
- ⑥ - table rectangular 207 x 90 H 75
Ref. TAVEDRE

EDEN



- 1** - pouf Ø 51 H 48
with cushion Ref. EDPUT
- 2** - chair W 49 D 57 H 80 seat H 46
with cushion Ref. EDSET
- 3** - small armchair W 75 D 76 H 76 seat H 43
with cushion Ref. EDPBT



- 4** - small armchair W 92 D 79 H 111 seat H 47
with cushion Ref. EDPAT
 - 5** - sunlounger W 86 D 210 H 25
Ref. EDLET
 - cushion** for sunlounger Ref. AECU
 - 6** - coffee table round Ø 51 H 40
with glass top Ref. TAED50
 - 7** - coffee table round Ø 80 H 40
with glass top Ref. TAED80
 - 8** - island W 206 D 170 H 68 seat H 37
with seat cushion Ref. EDIST
- 3 optional backrest cushions 55 x 55 cm and 2 of 40 x 40 cm, p. 276

Complete the structure article code with the desired cushion colour code

01 Off white	02 beige
-----------------	-------------





EQUINOX

In the Equinox collection the brilliance of the steel combined with the warm tones of teak gives a strong esthetic contrast.

Structure:

stainless steel and teak;
stainless steel and hand woven WaProLace synthetic fibre,
tropical brown.

Cushion: 100% acrylic fabric, off white.

The Equinox collection can be personalized choosing from over 30 combinations of fabric and colours from the Colour Collection and Jolly cushion collection (from p. 272).



❶

❷

❸

❶ - chair stackable *W 52 D 62 H 87 seat H 45*
Ref. SEQUAT

cushion Ref. CUSEQUB

❷ - small armchair stackable *W 57 D 57 H 84 seat H 46*
Ref. EQPOLI

cushion Ref. CUEQPOLI

❸ - table rectangular extendable

230 x 100 H 75 extended 300

Ref. TAEQAL





EQUINOX



- ❶ - **chair** folding *W 47 D 59 H 89 seat H 44*
Ref. SETIP
- ❷ - **small armchair** folding *W 58 D 59 H 89 seat H 44*
Ref. POLTIP
- ❸ - **chair** folding *W 47 D 59 H 89 sed. H 45*
with seat and backrest in WaProLace Ref. SEWIP
- ❹ - **small armchair** folding *W 58 D 59 H 89 seat H 45*
with seat and backrest in WaProLace Ref. POLWIP
- cover** waterproof for chair and small armchair Ref. C57



- ❺ - **sunlounger** stackable *W 77 D 204 H 79 seat H 32*
Ref. EQLE
cushion Ref. CUEQLE
- ❻ - **chaise-longue** stackable *W 69 D 142 H 73 seat H 31*
Ref. EQCL
cushion Ref. CUEQCL
- ❼ - **loung armchair** stackable *W 67 D 72 H 67 seat H 33*
Ref. EQPL
cushion Ref. CUEQPL
- ❽ - **coffee table** rectangular *70 x 43 H 27*
Ref. TAVERBTA





SYNTHESIS

The modular Synthesis collection is characterized by the opulence of its features and by the unusual combination of teak with hand made fibre.

Structure: teak and hand woven WaProLace synthetic fibre.

Cushions: removable covers in 100% Tempotest acrylic fabric, off white.

The Synthesis collection can be personalized choosing from over 30 combinations of fabric and colours from the Colour Collection and Jolly cushion collection (from p. 272).





SYNTHESIS



- 1 - armchair** W 77 D 96 H 78 seat H 38
with adjustable back and seat cushion with removable cover Ref. SYPO01
- 2 - sofa** W 210 D 89 H 73 seat H 38
with seat cushions with removable covers Ref. SYDI01
backrest cushions: 1 for armchair and 3 for sofa 55 x 55 cm, p. 276.
- 3 - coffee table** rectangular 155 x 85 H 24 Ref. SYTABR
- 4 - coffee table** low stackable rectangular 57 x 55 H 31
with handles Ref. SYTABQM
- 5 - coffee table** low stackable rectangular 127 x 55 H 31
with handles Ref. SYTABRM



- 6 - sofa-bed** W 210 D 90 H 72 seat H 30 with adjustable seat on both sides, 3 seat cushions with removable covers and 2 cylindrical cushions with velcro strips Ref. SYLD01
3 backrest cushions 70 x 50 cm, p. 276.
- 7 - sunlounger low** W 70 D 195 H 51 seat H 21
complete with cushion with removable cover Ref. SYLE01
- 8 - sofa** W 260 D 100 H 65 seat H 42
with seat cushion with removable cover Ref. SYDIG01
3 backrest cushions 70 x 50 cm or 3 of 55 x 55 cm, p. 276.
- 9 - canopy kit** 4 teak poles and 4 100% acrylic gauze curtains, off white
(for 260cm sofa and for modular seating composed of: right corner module+left chaise- longue module or left corner module+right chaise-longue module) Ref. COMOSY
- 10 - pouf** W 100 D 100 H 23 seat H 42
with cushion with removable cover Ref. SYPU01



- 11 - left corner module** W 160 D 100 H 65 seat H 42
with seat cushion with removable cover Ref. SYANS01
- 12 - right corner module** W 160 D 100 H 65 seat H 42
with seat cushion with removable cover Ref. SYAND01
2 backrest cushions from 70 x 50 cm or 2 from 55 x 55 cm, p. 276.
- 13 - chaise-longue module left** W 160 D 100 H 65 seat H 42
with seat cushion with removable cover Ref. SYCHS01
- 14 - chaise-longue module right** W 160 D 100 H 65 seat H 42
with seat cushion with removable cover Ref. SYCHD01
1 backrest cushion of 70 x 50 cm or 1 of 55 x 55 cm p. 276.
- 15 - backrest module** W 160 D 100 H 65 seat H 42
with seat cushion with removable cover Ref. SYSP01



- 16 - lounge armchair** stackable W 66 D 79 H 66 seat H 33 Ref. POLOS
cushion Ref. SYPOCU01
- 17 - deckchair** folding W 65 D 86 H 79 seat H 38 Ref. SDRASY
cushion Ref. SYSDCU01
- 18 - sunlounger** W 70 D 204 H 74 seat H 30 Ref. LESY
cushion Ref. SYLICU01
- 19 - alcove** W 160 D 245 H 203 seat H 40
with adjustable base on both sides, complete with 100% Tempotest acrylic fabric curtain in off white and 3 seat cushions with removable covers Ref. ALSYBI
3 backrest cushions 70 x 50 cm, p. 276.





SYNTHESIS



1

2

1 - chair W 54 D 53 H 80 seat H 45 Ref. SESY

2 - small armchair W 54 D 53 H 80 seat H 45 Ref. POSY

cushion for chair or small armchair Ref. SYSECU01



3

4

3 - table square 150 x 150 H 72

Ref. TASYQU

4 - table rectangular extendable

230 x 100 H 73 extended W 300

Ref. TATSY



5

6

7

5 - lounge chair low W 58 D 67 H 65 seat. H 40
with cushion Ref. SYPB01

6 - lounge table square 90 x 90 H 62

Ref. TASYQB

7 - lounge table square 90 x 90 H 75

Ref. TAQULESY





PANAREA

The Panarea sunlounger is made with a new fabric which combines the resilience of PVC with the softness of woven polyester chenille.

Structure: aluminium.

Colour: white with hemp white fabric, bronze with brown fabric.

Seat Covering: techno fabric (60% polyvinyl - 40% polyester) hemp white, brown.



❶

❶ - sunlounger stackable W 202 D 70 H 35 seat H 35

- structure colour white, cover hemp white

Ref. PANLEBB

- structure colour bronze, cover brown.

Ref. PANLEBRM

ATLANTIS

The Atlantis collection springs from the combination of the lightness and resistance of aluminium and the practicality of the waterproof seat fabric.

Structure: aluminium.

Colour: white, graphite.

Covering: outdoor plastic fabric (70% PVC and 30% polyester).

Colour: white, ice.



1

2

1 - sunlounger stackable W 58 D 200 H 85 seat H 25

- white Ref. LEATBI
- graphite Ref. LEATGG

2 - coffee table rectangular extendable 111 x 59 H 26

(table top 111 x 44) complete with wheels and teak slit base

- white Ref. TBATABI
- graphite Ref. TBATGRR



3

4

5

6

3 - chair stackable W 50 D 60 H 84 seat H 46

- white Ref. SEATBI
- graphite Ref. SEATGG

4 - small armchair stackable W 58 D 60 H 84 seat H 46

- white Ref. POATBI
- graphite Ref. POATGG

5 - table rectangular extendable

180 x 106 H 74 extended W 240


- white Ref. TATREBI
- graphite Ref. TATREG

6 - table square 107 x 107 H 74

- white Ref. TATQUBI
- graphite Ref. TATQUG







My essential home





- On the previous page
- Sofa Les Arcs
p. 42
- Mats Pleiadi
p. 256
- [1] Armchair Equinox
p. 22
- [2] Chair Equinox
p. 22
- [3] Table Equinox
p. 23
- [4] Collection Les Arcs
p. 42
- [5] Mats Pleiadi
p. 256





The walls are white, bare, a pungent smell of fresh paint pervades the room. On the floor against the wall, a steel frame holds the black and white portrait of a childish smile. A little further on, from the top of a cardboard box, the crushed hem of a yellow tutu can be seen. I brush it with my hand and dust coats my fingertips.

A basil plant has been abandoned in front of the window. I pick it up and take it into the garden. I turn to look at the house. The building is low, on a single floor and looks out onto the green of a well kept garden. The wall is glass and I make out a large American kitchen inside, with tall slender stools. The teak floor extends outside, two white poufs are placed in front of a transparent coffee table which reflects the sun's rays, there is a closed umbrella nearby. I approach and open the umbrella whose shade falls on the seats.



I sit down, straight backed, then more and more relaxed I let myself go, stretch out my legs and close my eyes.

It was a very hot day at the end of July. Tommy was wearing that silly hat with the fan, he moved from one guest to the other with a load of beer which he sipped without lingering, even though his face was already deeply flushed and his euphoria excessive. He took my mother by the hands, held her to him and embarked on a haphazard waltz. In the seventh month of pregnancy, I moved clumsily amongst our friends who had come to inaugurate our new home.



I walked barefoot on the wood carefully holding my cumbersome tummy, protecting it from the confusion. I was wearing a long floral skirt to hide my swollen ankles and a blue linen blouse. The row of bracelets around my wrists made a gentle tinkle with my every move. My hair was tied back untidily in a red bow. My cousin Marta turned down the music, gathered our friends together in the middle of the garden and asked them to raise their red paper cups. "To Julia and Tommy, to their new house and to little Lucy. We can't wait to meet you!". A drop of water hits me on the forehead, runs down my temple and goes into my ear.

[1] Chaise-longue Titanic
p. 146

[2] Sunlounger Henry
p. 144

[3] Sunlounger Equinox
p. 24

[4] Chaise-longue Equinox
p. 24



[5] Table Synthesis
p. 30

[6] Armchair Synthesis
p. 30

[7] Chair Synthesis
p. 30





I open my eyes and see that the sky has darkened. I get up and pause to look at the imprint left on the pouf. I walk towards the window, caress it with my fingers and turn my back to it. I put on my raincoat tying it tightly around my waist. I approach the wall, bend over slowly, take the frame and place it on top of the cardboard box. It's the last one left. I lift it and hold it tightly to my chest while my other hand searches for the keys in my bag. I am on the landing, the door is wide open in front of me, the entrance is empty, there's the mark left by the carpet bought in Morocco years ago. Three turns and I leave our first home.

[1] Small armchair Ginger
p. 134

[2] Table Byron
p. 130

[3] Sofa Fleurs
p. 96

[4] Sunlounger Sunlace
p. 50

[5] Table Morris
p. 104



LES ARCS

An exclusive combination of materials combines the solidity of teak and the softness of the backrest fabric. The collection is completed with an original extendable complementary table.

Structure: teak and tubular aluminium.
Tubular covering: 100% Tempotest acrylic fabric, colour coffee, navy blue.
Cushion: off white, mud melange.


The Les Arcs collection can be personalized choosing from over 30 combinations of fabric and colours from the Colour Collection and Jolly cushion collection (from p. 272).



The sofa Les Arcs won the international German Design Award



- 1 - armchair** *W 115 D 86 H 76 seat H 40*
tubular covering in 100% Tempotest acrylic fibre, colour coffee greige and seat cushions with removable covers in 100% Tempotest acrylic fabric
• off white Ref. LSP001
• mud melange Ref. LSP032
- 1 - armchair** *W 115 D 86 H 76 seat H 40*
tubular covering in 100% Tempotest acrylic fibre, colour navy blue and seat cushions with removable covers in 100% Tempotest acrylic fabric
• off white Ref. LSP0BL01
• mud melange Ref. LSP0BL32
- 2 - sofa** *W 195 D 86 H 76 seat H 40*
tubular covering in 100% Tempotest acrylic fibre, colour coffee greige and seat cushions with removable covers in 100% Tempotest acrylic fabric
• off white Ref. LSDI01
• mud melange Ref. LSDI32
- 2 - sofa** *W 195 D 86 H 76 seat H 40*
tubular covering in 100% Tempotest acrylic fibre colour navy blue and seat cushions with removable covers in 100% Tempotest acrylic fabric
• off white Ref. LSDIBL01
• mud melange Ref. LSDIBL32
- cushion** *55 x 55* backrest in 100% Tempotest acrylic
• off white Ref. CULS01
• dove grey melange Ref. CULS31
• mud melange Ref. CULS32
• coffee melange Ref. CULS33
- 3 - coffee table** rectangular *W 103 D 80 H 21*
Ref. LSTB





THE LYNNE



GREAT

kid's wear
SUMMER BUSINESS



1 - chair W 55 D 54 H 78 seat H 43
 Tubular structure covered in
 100% Tempotest fibre colour
 • coffee greige Ref. LSSE
 • navy blue Ref. LSSEBL
cushion in 100% Tempotest acrylic fabric
 • off white Ref. CULSSE01
 • mud melange Ref. CULSSE32
2 - table extendable
 W 170 D 140 H 76 extended W 216
 Ref. LSTA140



WELCOME

In the Welcome modular collection the teak slats have been curved with steam, using an age old handcraft technique.

Structure: teak with aluminium legs.
Cushion: removable covers in 100% Tempotest acrylic fabric, off white.

The Welcome collection can be personalized choosing from over 30 combinations of fabric and colours from the Colour Collection and Jolly cushion collection (from p. 272).





To recreate the cushion combination illustrated in the photo, refer to the Jolly and Colour Collection from p. 272




- 1 - armchair** W 91 D 91 H 68 seat H 42
(aluminium and teak structure only) Ref. WELPO
cushion for armchair seat Ref. WELCUPO
- 2 - right corner module** W 91 D 91 H 68 seat H 42
(aluminium and teak structure only) Ref. WELAND90
- 3 - left corner module** W 91 D 91 H 68 seat H 42
(aluminium and teak structure only) Ref. WELANS90
cushion for 91 corner seat
• left Ref. WEL90CUS • right Ref. WEL90CUD
- 4 - right corner module** W 138 D 91 H 68 seat H 42
(aluminium and teak structure only) Ref. WELAND130
- 5 - left corner module** W 138 D 91 H 68 seat H 42
(aluminium and teak structure only) Ref. WELANS130
cushion for 138 corner seat
• left Ref. WEL130CUS • right Ref. WEL130CUD

To create a backrest for the 138 corner module 2 cushions 63 x 40 cm are required, p. 276



- 6 - backrest module** W 91 D 78 H 68 seat H 42
(aluminium and teak structure only) Ref. WELSPA
cushion for seat of backrest module Ref. WELCUSP €
- 7 - pouf** W 85 D 66 H 34 seat H 42
(aluminium and teak structure only) Ref. WELPU
cushion for pouf seat Ref. WELCUPU
cushion backrest
• W 70 D 40 H 20 for armchair Ref. WELCU70SC
• W 80 D 40 H 20 for 91 corner and backrest module Ref. WELCU80SC
• W 63 D 40 H 20 for 138 corner module Ref. WELCU63SC

Complete the article code with the desired cushion colour code



- 8 - coffee table** rectangular W 139 D 83 H 19 Ref. WELTABR
- 9 - coffee table** square W 55 D 55 H 19 Ref. WELTABQ

SUNLACE

The Sunlace collection offers multiple furnishing possibilities: the modules are flexible in any outdoor situation destined for reception and relaxation.

Structure: aluminium.

Covering: hand woven WaProLace synthetic fibre.

Colour: white, dark brown.

Cushions: with removable covers in 100% synthetic fabric, colour white.

The Sunlace collection can be personalized choosing from over 30 combinations of fabric and colours from the Colour Collection and Jolly cushion collection (from p. 272).





1 - armchair *W 105 D 85 H 66 seat H 42*
with 2 cushions, structure colour

- white Ref. SUPOB05
- dark brown Ref. SUPOD05

2 - corner module *W 85 D 85 H 66 seat H 42*
with 3 cushions, structure colour

- white Ref. SUANB05
- dark brown Ref. SUAND05

3 - backrest module *W 65 D 85 H 66 seat H 42*
with 2 cushions, structure colour

- white Ref. SUSPB05
- dark brown Ref. SUSPD05



4 - end corner module *W 85 D 85 H 66 seat H 42*
with 2 cushions, structure colour

- white Ref. SUMFB05
- dark brown Ref. SUMFD05

5 - right lounge module *W 85 D 169 H 66 seat H 42*
with 2 cushions, structure colour

- white Ref. SUMLBD05
- dark brown Ref. SUMLDD05

6 - left lounge module *W 85 D 169 H 66 seat H 42*
with 2 cushions, structure colour

- white Ref. SUMLBS05
- dark brown Ref. SUMLDS05



7 - alcove *W 170 D 210 H 212 seat H 48*
with adjustable base on both sides, complete with mattress composed of 3 cushions, 4 pairs of curtains in 100% white acrylic voile and cover in microperforated white plastic (30% polyester coated with 70% PVC), structure colour

- white Ref. SUNALCOB
- dark brown Ref. SUNALCOD



8 - pouf module *W 65 D 65 H 42*
with cushion, structure colour

- white Ref. SUPUB05
- dark brown Ref. SUPUD05

9 - coffee table square *W 65 D 65 H 22*

- white Ref. SUNTAB
- dark brown Ref. SUNTAD

SUNLACE



- 1 - chair** W 41 D 55 H 88 seat H 48
 - white Ref. SUNSEB
 - dark brown Ref. SUNSED
- 2 - chair** stackable W 47 D 55 H 88 seat H 48
 - white Ref. SUNSEBI
 - dark brown Ref. SUNSEDI
- 3 - table** square 90 x 90 H 74
 - white Ref. SUNTAQUB
 - dark brown Ref. SUNTAQUD
- 4 - table** rectangular 90 x 180 H 74
 - white Ref. SUNTAREB
 - dark brown Ref. SUNTARED



- 5 - single sunlounger** W 64 D 192 H 84 seat H 18 complete with wheels
 - white Ref. SUNLEBO
 - dark brown Ref. SUNLED
- 6 - double sunlounger** W 120 D 192 H 84 seat H 18 complete with wheels
 - white Ref. SUNLEBO
 - dark brown Ref. SUNLEDO
- cushion** for sunlounger
 - single Ref. SULECUS05
 - double Ref. SULECUD05
- 7 - chaise-longue** W 56 D 178 H 62 seat H 32
 - white Ref. SUNCLOB
 - dark brown Ref. SUNCLOD



- 8 - small armchair** W 54 D 62 H 78 seat H 43
 - white Ref. SUPLB
 - dark brown Ref. SUPLD
- cushion** Ref. SUCUSE05
- 9 - sofa** W 115 D 62 H 78 seat H 43
 - white Ref. SUDIB
 - dark brown Ref. SUDID
- cushion** Ref. SUCUDI05
- 10 - coffee table** square W 50 D 50 H 11
 - white Ref. SUNTABQ
 - dark brown Ref. SUNTADQ
- 11 - coffee table** rectangular W 80 D 50 H 11
 - white Ref. SUNTABR
 - dark brown Ref. SUNTADR



SUNSTRIPE

The main feature of the Sunstripe modular seating collection is the round hand woven fibre which covers the structure.


Structure: aluminum.

Covering: hand woven WaProLace synthetic fibre.

Colour: dove grey.

Cushions: with removable covers in 100% Tempotest acrylic fabric, colour off white or beige.

The Sunstripe collection can be personalized choosing from over 30 combinations of fabric and colours from the Colour Collection and Jolly cushion collection (from p. 272).




1 - armchair W 105 D 85 H 66 seat H 42
(structure only) Ref. SSPOG

2 - corner module W 85 D 85 H 66 seat H 42
(structure only) Ref. SSANG

3 - end corner module W 85 D 85 H 66 seat H 42
(structure only) Ref. SSANG

4 - backrest module W 65 D 85 H 66 seat H 42
(structure only) Ref. SSSPG



5 - right lounge module W 85 D 169 H 66 seat H 42
(structure only) Ref. SSMLDG

6 - left lounge module W 85 D 169 H 66 seat H 42
(structure only) Ref. SSMLSG

7 - coffee table square W 65 D 65 H 22
Ref. SSTAG

cushions with removable covers in 100% acrylic

- for armchair - end corner module - backrest module (3) Ref. SSCU

- for corner module (2) Ref. SSCUAN

- for right lounge module Ref. SSCULD

- for left lounge module Ref. SSCULS

- for coffee table (used as pouf) Ref. SSCUPU



Complete the article code with the desired cushion colour code



EXPERIENCE

In the refined design of the Experience collection the tapered legs of all components ensure a light and elegant style.

Structure: aluminium fusion.
 Colour: graphite.
 Covering: hand woven WaProLace synthetic fibre.
 Colour: antique brown.

The Experience collection can be personalized choosing from over 30 combinations of fabric and colours from the Colour Collection and Jolly cushion collection (p. 276).



- 1** - **small armchair** stackable W 41 D 59 H 84 seat H 46
Ref. EXLSEI
- 2** - **table** rectangular W 207 D 90 H 75
Ref. EXLTAV
- 3** - **coffee table** square W 50 D 50 H 26
Ref. EXLTAQ



- 4** - **armchair** W 61 D 70 H 69 seat H 41
Ref. EXLPO
- 5** - **sofa** W 115 D 70 H 69 seat H 41
Ref. EXLDIV
- 6** - **sunlounger** stackable W 75 D 200 H 82 seat H 30
Ref. EXLET

cushion with removable cover in 100% Tempotest acrylic off white for sunlounger Ref. CUEXLET



YORK

The unusual design of alternately placed contrasting slats characterizes the backrest and table top of the York lounge setting.

Structure: teak.

Cushion: with removable covers in 100% Tempotest acrylic fabric in off white.

The York collection can be personalized choosing from over 30 combinations of fabric and colours from the Colour Collection and Jolly cushion collection (from p. 272).



1 - armchair W 82 D 81 H 89 seat H 42
with 2 cushions Ref. POY001

2 - rocking chair W 82 D 103 H 89 seat H 42
with 2 cushions Ref. DOY001

cover waterproof green
for armchair and rocking chair Ref. C88

3 - sofa W 174 D 81 H 89 seat H 42
with 3 cushions Ref. DIY001

4 - sofa with high backrest W 175 D 101 H 100 seat H 42
with seat cushion Ref. DIAY001

high backrest cushions: 2 of 55 x 55 cm, p. 276

cover waterproof green

- for sofa Ref. C174
- for tall sofa Ref. C176



5 - coffee table square W 77 D 77 H 37
Ref. TABQUAYO

6 - coffee table rectangular W 137 D 77 H 37
Ref. TABREYO



CHELSEA

Oriental inspiration characterizes the design of the Chelsea collection whose low seating is balanced by thick cushions.

Structure: teak.

Cushions: with removable covers in 100% acrylic fabric, colour off white or cord.

The Chelsea collection can be personalized choosing from over 30 combinations of fabric and colours from the Colour Collection and Jolly cushion collection (from p. 272).



- ❶ - **armchair** W 79 D 85 H 82 seat H 42
with 2 cushions with removable covers in 100% acrylic
Ref. CHPO
- ❷ - **sofa** L144 D 85 H 82 seat H 42
with 4 cushions with removable covers in 100% acrylic
Ref. CHDIP
- ❸ - **sofa** W 209 D 85 H 82 seat H 42
with 6 cushions with removable covers in 100% acrylic
Ref. CHDIG

- cover** waterproof green
- for armchair Ref. C79
 - for 144 cm sofa Ref. C144
 - for 209 cm sofa Ref. C209

Complete the article code with the desired cushion colour code

- | | |
|-----------------|------------|
| 04
off white | 03
cord |
|-----------------|------------|



- ❹ - **coffee table** square W 80 D 80 H 22
Ref. CHETAQ
- ❺ - **coffee table** rectangular W 140 D 80 H 22
Ref. CHETAR

ANTIBES

The warm shades of the wood combine with white artificial leather to create a pleasant contrast both esthetically and materially.

Structure: teak.

Covering: artificial leather.

Colour: white.



❶

❷

❸

❶ - **chair** W 40 D 52 H 87 seat H 47
Ref. ATSE

❷ - **small armchair** W 54 D 62 H 77 seat H 41
with cushion in artificial leather Ref. ATPO

❸ - **table** rectangular extendable L 200 D 100 H 75 extended W 260
Ref. WITARE





JOLIE

Small armchair with an aluminium structure covered in hand woven WaProLace synthetic fibre, colour white or graphite/antique brown.



❶

❶ - small armchair W 55 D 56 H 83 seat H 45

- white Ref. JOSEB
- graphite/antique brown Ref. JOSEG



DHARMA

Seat and coffee table in hand smoothed teak with a special groove for easy handling. Each unique item has differing veins and shapes.

Structure: teak.



❶

❷

❶ - seat Ø 32 seat H 42 approx weight 25 Kg
Ref. DHARMA

cover waterproof green Ref. C06

❷ - coffee table Ø 32 H 20 approx weight 10Kg
Ref. DHARMATB





SWING

Curved teak slats give the chaise-longue, table and stool an elegance evocative of the Orient.

A stainless steel support for the chaise-longue is available to raise it from the ground.

Structure: teak.

Table top: teak, glass (12 mm).



①

②

① - **chaise-longue** W 59 D 161 H 59 seat H 21 with headrest cushion with removable cover Ref. SWIDO

② - **support** W 55 D 146 for chaise-longue in steel Ref. SWISUP



③

④

⑤

③ - **table** round Ø 130 base D 80 H 73 with teak top Ref. TAVANT

④ - **table** round Ø 130 H 73 (base Ø 80) with glass top Ref. TAVANTV

cover waterproof green Ref. C127

⑤ - **stool** Ø 29 D H 42 in teak Ref. SGANTE

CROISSETTE

A geometric crossover placement of the legs characterizes Croisette tables. The smaller version has a teak base and a 12 mm glass top. The larger is made entirely of decapé teak. In the large photo it is shown with Camargue small armchairs (p. 12).

Base structure: teak.
Table top: teak, glass (12 mm).



- ❶ - table round Ø 150 base D 108 H 74
with glass top Ref. CRTARE
cover waterproof green Ref. C150
- ❷ - table round Ø 180 base D 130 H 76
with teak top Ref. CRTA180




NAXOS

The material used to cover the Naxos range is weather resistant, anti abrasion, stain and mould resistant and quick drying.

Structure: aluminium.
covering of structure and cushions:
synthetic fabric for outdoor use
(75% polyolefin - 25% PVC).
Colour: dove grey.

The Naxos sofa can be enhanced with over 30 combinations of fabrics and colours from the Jolly cushion collection (p. 276).




1

2

3

4

- 1 - **armchair** W 105 D 85 H 66 seat H 42 with 2 cushions in dove grey Ref. NAXPOLT
- 2 - **corner module** W 85 D 85 H 66 seat H 42 with 3 cushions in dove grey Ref. NAXANGT
- 3 - **backrest module** W 65 D 85 H 66 seat H 42 with 2 cushions in dove grey Ref. NAXSPAT
- 4 - **end corner module** W 85 D 85 H 66 seat H 42 with 2 cushions in dove grey Ref. NAXFINT



8

9

10

11

- 8 - **right lounge module** W 85 D 169 H 66 seat H 42 with 2 cushions in dove grey Ref. NAXLOTD
- 9 - **left lounge module** W 85 D 169 H 66 seat H 42 with 2 cushions in dove grey Ref. NAXLOTS
- 10 - **pouf module** W 65 D 65 H 42 dove grey Ref. NAXPUFT
- 11 - **coffee table** square W 65 D 65 H 42 dove grey Ref. NAXTAT



5

6

7

- 5 - **chair** W 40 D 55 H 87 seat H 47 Ref. NASET
- 6 - **sunlounger** W 64 D 192 H 84 seat H 18 with cushion in dove grey Ref. NAXLET
- 7 - **chaise-longue** W 56 D 178 H 62 seat H 32 Ref. NAXCLOT

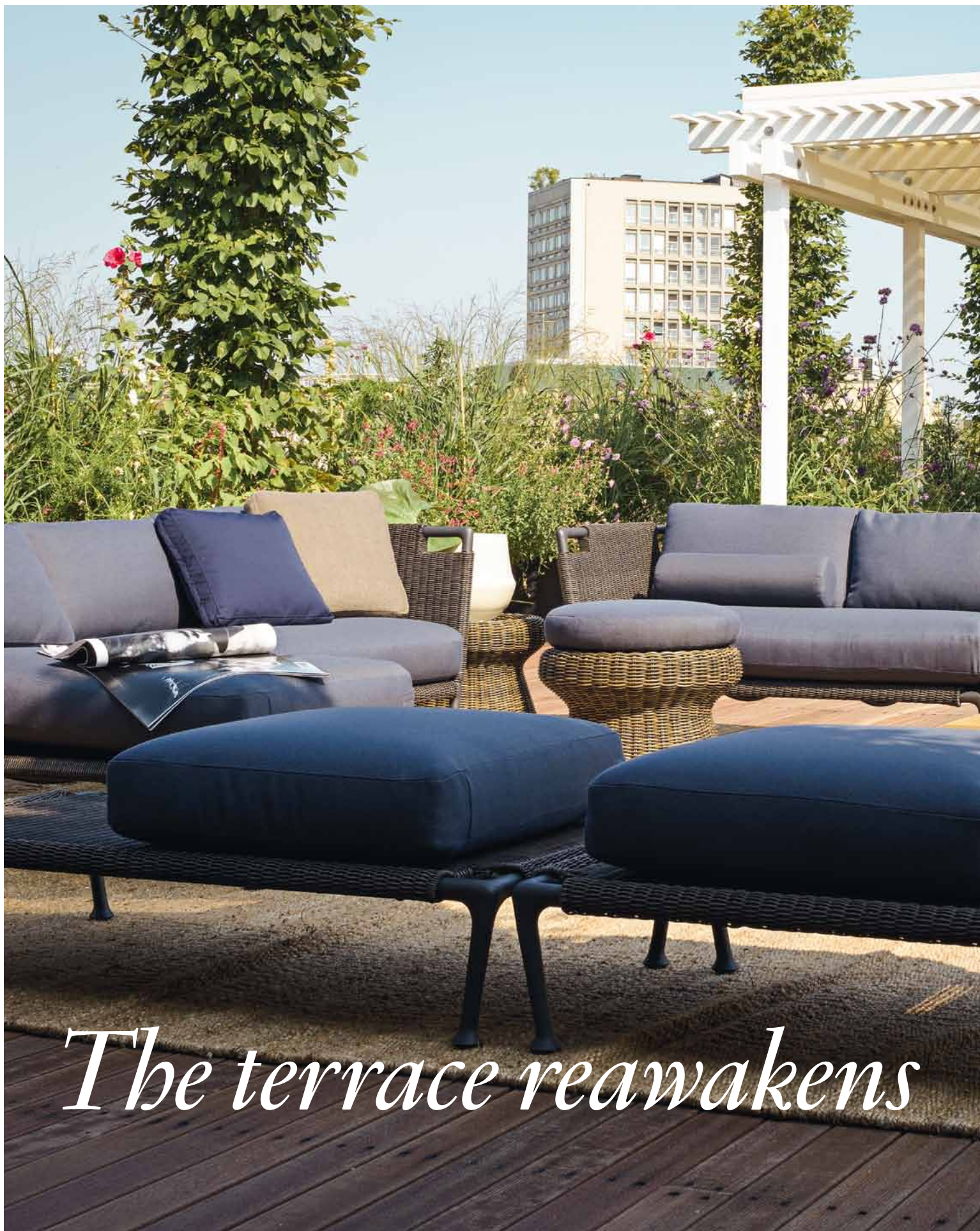


12



13

- 12 - **coffee table** square W 50 D 50 H 11 dove grey Ref. NAXTAQUT
- 13 - **coffee table** rectangular W 80 D 50 H 11 dove grey Ref. NAXTARET






The terrace reawakens



The sound of the alarm has always disturbed me. Ever since I was a child I remember it well. More or less immediately my father gave up setting the infernal instrument at 7 to get me up, and the official alarm became my grandmother. She came into my room stealthily opening the door just a little more. I never totally closed it. A faint ray of light entered and she sat carefully on the bed, she caressed me and whispered gently “it’s time...”




- [1] Pergola Julienne
p. 199
- [2] Modular sofa Lawrence
p. 70
- [3] Armchair Mamy
p. 74
- [4] Table and small armchair
Experience
p. 52
- [5] Island Eden
p. 20
- [6] Lantern Oslo
p. 262
- [7] Pouf Eden
p. 20

On the previous page:

- Pergola Julienne
p. 199
- Modular sofa Lawrence
p. 70
- Mats Pleiadi
p. 256
- Pouf Eden
p. 20

Now everything has changed. Now the alarm always rings implacably, without restraint and without the least respect. It is still dark when I wake, I sit up and look around trying to recognize my room. I get out of bed and wander towards the big window and for several minutes spy on life which is still sleeping. The white hammock gently swings. The Japanese maple is very dark at this hour of the morning, it has leaves like oil. It calmly awaits the first rays of sunshine to begin its busy day of sloth. It is strangely warm for the beginning of Spring, but the nights are still bitter. The chairs are still upturned on the table, but perhaps this weekend we could inaugurate the season of outdoor dining.



[1] Mats Pleiadi
p. 256

[2] Table Indobrittan
p. 75

[3] Small armchair
Indobrittan
p. 75


[4] Lounge table Synthesis
p. 30



[5] Low small armchair
Synthesis
p. 30

[6] Screens
p. 239





Those drops of humidity that mark the dark wood of the table should perhaps make me reconsider, but today I wish to be optimistic. This would certainly mean spending my Saturday putting things to rights. Where did I put the sofa cushions? Maybe in the cellar...

Ok, this morning I'll send a few e-mails: Ale and Stefania can certainly bring Camilla, then I'll also invite Paolo and Gabriella, so she can play with Francesco. Then Mauro, Francesca,



Alice and Federico, Carola... Cristina and Marco, I was about to forget them! Alessandra as usual will be out of town. One, two, three... perhaps I don't have enough chairs. Moving the table down there I could have a buffet. So, we could use the sofa and the armchairs and maybe even the deckchair. Whilst I am lost in these thoughts I notice that the sky is turning pink. The first rays arrive and warm the jasmine, lucky thing, still sleepy. I stretch a little, it's time....



[1] Umbrella Lipari
p. 250

[2] Sofa York
p. 54

[3] Screen Caprice
p. 190

[4] Coffee table Joker
p. 104

[5] Lantern Oslo
p. 262

[6] Pouf Agorà
p. 14

[7] Armchair York
p. 54

LAWRENCE

The imaginative structure of the Lawrence collection with inclined sides open at the top, is in aluminium fusion, colour graphite, combined with coffee coloured fibre creating an elegant chromatic combination.

Structure: aluminum fusion.

Colour: graphite.

Covering: hand woven WaProLace synthetic fibre.

Colour: antique brown.

Cushion: with removable cover in 100% Tempotest acrylic fabric, colour off white, dove grey melange.

The Lawrence sofa can be enhanced with over 30 combinations of fabrics and colours from the Jolly cushion collection (from p. 272).



1 - left corner module W 140 D 73 H 70 seat H 40 with 3 cushions

- off white Ref. LWANS01
- dove grey melange Ref. LWANS31

2 - right corner module W 140 D 73 H 70 seat H 40 with 3 cushions

- off white Ref. LWAND01
- dove grey melange Ref. LWAND31

3 - left lounge module W 75 D 140 H 70 seat H 40 with 2 cushions

- off white Ref. LWMLS01
- dove grey melange Ref. LWMLS31

4 - right lounge module W 75 D 140 H 70 seat H 40 with 2 cushions

- off white Ref. LWMLD01
- dove grey melange Ref. LWMLD31



5 - armchair W 86 D 73 H 70 seat H 40 with 2 cushions

- off white Ref. LWPO01
- dove grey melange Ref. LWPO31

6 - pouf W 65 D 130 H 40 seat H 40 with cushion

- off white Ref. LWPU01
- dove grey melange Ref. LWPU31

7 - coffee table rectangular W 130 D 65 H 25 Ref. LWTB







LAWRENCE



1 - left corner module W 143 D 77 H 100 seat H 40
high backed with 3 cushions


- off white Ref. LWANSA01
- dove grey melange Ref. LWANSA31

2 - right corner module W 143 D 77 H 100 seat H 40
high backed with 3 cushions

- off white Ref. LAWANDA01
- dove grey melange Ref. LAWANDA31

3 - sofa W 162 D 77 H 100 seat H 40
high backed with 2 cushions

- off white Ref. LWDIA01
- dove grey melange Ref. LWDIA31



MAMY

The Mamy lounge settings have a unique and innovative design with no frame and are fully handmade using the basket weaving technique. Armchairs made in this way are wonderfully flexible and embracing and adapt to the position of the body.

Structure: hand woven WaProLace synthetic fibre.
 Colour: white, natural wicker.
 Cushion: with removable cover in 100% acrylic fabric, colour off white or mud melange.

The Mamy lounge can be personalized choosing from over 30 combinations of fabrics and colours from the Colour Collection and Jolly cushion collection (from p. 272).



- 1 - armchair** W 94 D 78 H 73 seat H 30 white WaProLace, cushion with removable cover
 - off white Ref. MAPOBP01
 - mud melange Ref. MAPOBP32
- 1 - armchair** W 94 D 78 H 73 seat H 30 natural wicker WaProLace, cushion with removable cover
 - off white Ref. MAPOBEP01
 - mud melange Ref. MAPOBEP32
- 2 - armchair** W 109 D 97 H 80 seat H 30 white WaProLace, cushion with removable cover
 - off white Ref. MAPOBG01
 - mud melange Ref. MAPOBG32
- 2 - armchair** W 109 D 97 H 80 seat H 30 natural wicker WaProLace, cushion with removable cover
 - off white Ref. MAPOBEG01
 - mud melange Ref. MAPOBEG32
- 3 - sofa** W 146 D 97 H 80 seat H 30 white WaProLace, cushion with removable cover
 - off white Ref. MADIB01
 - mud melange Ref. MADIB32
- 3 - sofa** W 146 D 97 H 80 seat H 30 natural wicker WaProLace, cushion with removable cover
 - off white Ref. MADIBE01
 - mud melange Ref. MADIBE32

INDOBRITTAN

The Indobrittan range combines the warmth of natural teak with the transparency of glass and woven fibre creating a refined chromatic contrast.

Structure: teak.

Covering: hand woven WaProLace synthetic fibre.

Colour: antique brown. Table top: glass
(Ø 130 cm 12 mm - Ø 50 cm 8 mm).



❶ - **small armchair** W 57 D 56 H 80 seat H 44
Ref. INDOPO

❷ - **table** round Ø 130 H 74 (base Ø 71)
with glass top Ref. INDOTAV

❸ - **armchair** W 64 D 66 H 76 seat H 38
Ref. INDOPOL

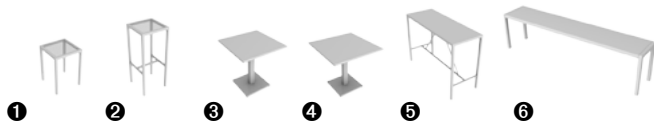
❹ - **coffee table** round Ø 50 H 40 (base Ø 36)
with glass top Ref. INDOTAVB

CONRAD


Contemporary design together with many interesting features make the Conrad collection a fitting product to furnish reception areas in the world of hospitality.

Structure: galvanized iron with powder coated finish.
Colour: white, graphite.


The Conrad range can be personalized with over 30 combinations of fabrics and colours from the Jolly cushion collection (p. 276).



- 1** - low stool stackable *W 32 D 32 H 45*
• white Ref. SGACON45B • graphite Ref. SGACON45G
- 2** - tall stool *W 32 D 32 H 78*
• white Ref. SGACON78B • graphite Ref. SGACON78G
- 3** - table square *70 x 70 H 75*
• white Ref. TACON70B • graphite Ref. TACON70
- 4** - table square *80 x 80 H 75*
• white Ref. TACON80B • graphite Ref. TACON80
- 5** - tall table rectangular *160 x 60 H 110*
• white Ref. TACON140B • graphite Ref. TACON140
- 6** - table rectangular *290 x 56 H 75*
• white Ref. TACON290B • graphite Ref. TACON290







- 1 - chair** stackable *W 46 D 54 H 90 seat H 45*
 - white Ref. SELUB • graphite Ref. SELUG
- 2 - small armchair** stackable *W 51 D 54 H 90 seat H 45*
 - white Ref. POLUB • graphite Ref. POLUG
- cushion** in 100% acrylic, off white for chair and small armchair Ref. CUSELU
- cover** waterproof green
 - for 2 stacked chairs Ref. C57
 - for 2 stacked small armchairs Ref. C60
- 3 - chair** folding *W 42 D 52 H 90 seat H 47*
 - white Ref. SENIB • graphite Ref. SENIG
- cushion** in 100% acrylic, off white Ref. CUSENI



- 4 - table** square stackable *80 x 80 H 75*
 - white Ref. LUTABQ
 - graphite Ref. LUTAGQ
- 5 - table** rectangular extendable *100 x 70 H 75 extended 200*
 - white Ref. TACON100B
 - graphite Ref. TACON100
- 6 - table** rectangular extendable *180 x 93 H 75 extended 280*
 - white Ref. TACON180B
 - graphite Ref. TACON180





- 7** - stool stackable W 50 D 56 H 99 seat H 75
 • white Ref. LUSGB • graphite Ref. LUSGG
cover waterproof green for 2 stacked stools
 Ref. C87
- 8** - tall table square 60 x 60 H 110
 • white Ref. LUTLBO • graphite Ref. LUTLGO



- 9** - armchair stackable W 61 D 64 H 73 seat H 34
 • white Ref. POLUBB • graphite Ref. POLUBG
cushion in 100% acrylic, off white
 Ref. CUPOBLU
cover waterproof green Ref. C60
- 10** - divano stackable W 123 D 64 H 73 seat H 34
 • white Ref. DILUB • graphite Ref. DILUG
cushion in 100% acrylic, off white
 Ref. CUDILU
cover waterproof green Ref. C140
- 11** - coffee table square 50 x 50 H 34
 • white Ref. TALUB • graphite Ref. TALUG

HAPPY HOUR

Fresh style and informal spirit are the distinguishing features that inspire the Happy Hour collection, in four bright varying shades of colour.

Structure: galvanized iron with powder coated finish.
Colour: white, graphite, ruby red, curry yellow.



1

2

3

1 - **small armchair** W 53 D 58 H 85 seat H 45

• white Ref. HASEB • curry yellow Ref. HASEGI • graphite Ref. HASEG
• ruby red Ref. HASERO

cushion in 100% acrylic, off white Ref. CUSLBA04

cover waterproof green for 2 stacked small armchairs Ref. C60

2 - **table** round Ø 63 H 74

• white Ref. HATAB • curry yellow Ref. HATAGI • graphite Ref. HATAG
• ruby red Ref. HATARO

3 - **table** round Ø 112 H 74

• white Ref. HATAROB • curry yellow Ref. HATAROGI • graphite Ref. HATAROG
• ruby red Ref. HATARORO

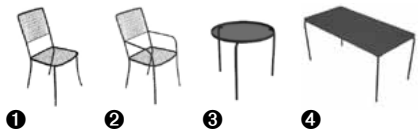


NORMA

The Norma collection is characterized by metal mesh and sober elegant lines which are at home in both classical and modern settings.

Structure: galvanized iron with powder. coated finish.
Colour: white, graphite .

The Norma sofa can be enhanced from over 30 combinations of fabric and colours from the Jolly cushion collection (p. 276).



- 1 - chair** stackable *W 46 D 57 H 90 seat H 46*
• white Ref. SENOB • graphite Ref. SENOG
- 2 - small armchair** stackable *W 46 D 57 H 90 seat H 46*
• white Ref. PONOBL • graphite Ref. PONOG
- cushion** in 100% off white acrylic for chairs and small armchairs Ref. LACU
- cover** waterproof green for 2 stacked chairs or small armchairs Ref. C69
- 3 - table** round stackable *Ø 80 H 75*
• white Ref. TANOROB • graphite Ref. TANOROG
- 4 - table** rectangular stackable *160 x 80 H 75*
• white Ref. TANOREB • graphite Ref. TANOREG



- 5 - armchair** stackable *W 65 D 57 H 76 seat H 35*
• white Ref. PONOBL • graphite Ref. PONOG
- cushion** in 100% acrylic, off white Ref. CUPONOL
- cover** waterproof green Ref. C60
- 6 - sofa** stackable *W 122 D 57 H 76 seat H 35*
• white Ref. DINOBL • graphite Ref. DINOG
- cushion** in 100% acrylic, off white Ref. CUDINOL
- cover** waterproof green Ref. C140
- 7 - coffee table** square stackable *58 x 58 H 36*
• white Ref. TANOBREB • graphite Ref. TANOBREG

PATIO

The original decoration of the metal pattern gives prestige to the entire Patio collection.

Structure: galvanized iron with powder coated finish.
Colour: white, bronze.

The Patio collection can be personalized choosing from over 30 combinations of fabric and colours from the Colour Collection and Jolly cushion collection (from p. 272).



- ① - chair stackable *W 48 D 53 H 78 seat H 45*
• white Ref. PASEB • bronze Ref. PASEBR

cushion 100% acrylic, off white
Ref. CUSLBA04

cover waterproof for 2 stacked chairs
Ref. C57

- ② - table round *Ø 75 H 75*
• white Ref. PATABRO
• bronze Ref. PATABRRO

- ③ - table square *80 x 80 H 75*
• white Ref. PATABQ
• bronze Ref. PATABRQ



- ④ - armchair lounge stackable
L 76 D 68 H 72 seat H 38
• white Ref. PAPGB
• bronze Ref. PAPGBR

cushion 100% acrylic, off white
• 30 x 60 cm Ref. PACUR04
• 60 x 60 cm Ref. PACUQ04

cover waterproof for armchair
Ref. C81

- ⑤ - coffee table square stackable *68 x 68 H 37*
• white Ref. PATBBQ
• bronze Ref. PATBBRQ

FLORA

Sunlounger with a flexy look, complete with wheels for easy maneuverability.

Structure: galvanized iron with powder coated finish.

Colour: white, graphite.



①

① - sunlounger stackable W 89 D 190 H 50 seat H 28

• white Ref. LESFLOBI

• graphite Ref. LESFLOGR

cushion 100% acrylic, off white
Ref. CULEFLO

cover waterproof green Ref. C199




PADDY

The Paddy chaise-longue is fun and informal and takes the form of your body and its movements.

Covering: plastic fabric (75%PVC - 25% polyester) for beige and 100% Tempotest acrylic fabric for navy blue.

Padding: polystyrene.

The Paddy sunlounger can be personalized choosing from over 30 combinations of fabric and colours from the Colour Collection (from p. 272).



① - sunlounger W 65 D 175 H 56 seat H 28
colour beige Ref. PDLE

SUN

Solar heated shower with shiny stainless steel super flat showerhead Ø 30 cm, hand shower and 60 x 60 cm teak duckboard.

Structure: aluminium and teak.



❶

❶ - solar shower H 230 in aluminium and teak
tank capacity 35 litres Ref. DOSOL





Country delicacies





On the previous page:

Collection Fleurs
p. 96

Sunlounger Sunlace
p. 50

Pergola Meridienne
p. 158



Do you see those bales of hay? That's where I like to stay hidden in the morning, when the sun begins to rise and I feel the warmth of its first rays. It's starting to heat up and I shelter in the shade of the olive trees.

Agile, I climb onto a branch and observe the neighbours' houses. Mr Bolten has finally begun to paint the fence, Mrs Bolten has been asking him to do so for months. They are strange but nice. She shouts all day and he, stretched out on the hammock, pretends not to hear her.

What a perfume there is from the Brachetti house. Let's see.... braised beef. Maybe I'll call in on them. I jump down from the tree and head for the already set table. To tell the truth, I have never liked the Brachettis much. Their children are pests! Forget animal protection! If it weren't for his tempting me to his barbeques on Spring Sundays, I would keep my distance. Succulent ribs, flavoursome sausages... my mouth is watering.

They have lived in the house next to ours since before I came along and their children are more or less my age. Marilina and Gastone.



[1] Table Byron
p. 130

[2] Small armchair Ginger
p. 134

[3] Coffee table set Jocker
p. 104

[4] Deck chair Titanic
p. 146

[5] Sunlounger Sunlace
p. 50

[6] Armchair Mamy
p. 74

[7] Armchair Fleurs
p. 96



1

2



What names! She is the little princess of the house, always perfect with her blonde plaits. She always tries to grab my tail. Ah, but I'm quick to get away! Gastone is awfully fat... he doesn't even try to chase me. I approach the rough wooden table under the pergola. How cool it is..... Nobody is around yet, but the wooden table has already been set. There are a few extra plates, there must be guests, for this braised beef! I jump with one leap onto the soft cushions on the chairs,



[1] Small armchair Ginger
p. 134

[2] Coffee table and sofa
Fleurs
p. 96

[3] Armchair Mamy
p. 74

[4] Coffee table set Jocker
p. 104

[5] Sunlounger Sunlace
p. 50

[6] Orcio
p. 252

[7] Chaise-longue and stool
Swing
p. 59

[8] Chair Patio
p. 82

[9] Table and chairs Byron
p. 130



I could stay here for hours. But I must keep on the look out! I raise my head above the table. Clever! They have put the starter on the table...

Let's see. Salami, prosciutto, and by the smell that must be liver pate. And then there's mortadella. I can almost hear it's voice calling to me "Eat me, Lillo..." One leap and I'm on the table, I do a slalom between the glasses without even knocking one over. I am close to the plate, almost there. What a delicate perfume... I get a little closer... "Mummy!!!! Lillo the cat is on the table!! Quick Mum!!"

Farewell dream of glory!! I can hear noises from the villa that's for sale, the one right next to mine. It's strange, on Sundays nobody ever comes. My curiosity gets the better of me, I go around the house and go into the garden. Thinking of it now, I have never been here before. But why would I? An empty house means no food and no cuddles. The most might be a mouse or two, but it's hardly worth it. Too much effort for nothing.



[1] Table Corinto
p. 119

[2] Armchair Ginevra
p. 141

[3] Hammock Amanda
p. 103

[4] Chair Aurora
p. 138

[5] Table Arthur
p. 114

[6] Pouf and chair Eden
p. 20





[1] Sofa Morfeo
p. 100

[2] Table Corinto
p. 119

[3] Mats Pleiadi
p. 256

[4] Stool Swing
p. 59

[5] Small armchair Ginevra
p. 141

[6] Table Aurora
p. 138

[7] Coffe table and armchair
Patio
p. 82

[8] Umbrella Lipari
p. 250



The swimming pool is full, summer is coming and the would-be purchasers would certainly be more tempted to buy. A row of deckchairs shine in the sun and there's a coffee table a bit further away with an umbrella. I move carefully, I don't know this place, I wouldn't like any nasty surprises. Not that I'm a scaredy cat, that's for sure! It's just that I like to be sure, that's all. I keep away from the edge of the swimming pool and head for the house. The back door is ajar. It opens onto a room full of light with a tiled floor and arched ceilings. The white walls almost blind me. I hear noises, pans, kitchenware. So put my nose in and see a table. Maybe all is not yet lost today.



FLEURS

The design of the Fleurs backrest was inspired by the border of the classic flower bed, evoking harmonious interchange between nature and design.

Structure: galvanized iron with powder coated finish.

Colour: white, bronze.

Cushions: in 100%Tempotest acrylic fabric with removable covers, off white, dove grey melange.

Decorative cushions: backrest 35 x 65 cm and cylindrical armrest 55 cm Ø 15 in 100% Tempotest acrylic fabric, off white, mud, dove grey melange, coffee melange (p. 276).

The Fleurs collection can be personalized choosing from over 30 combinations of fabricic and colours from the Colour Collection and Jolly cushion collection (from p. 272).



① ② ③

① - **chair** stackable *W 44 D 50 H 86 seat H 45*
• white Ref. FLSEDB • bronze Ref. FLSEDBR

② - **small armchair** stackable *W 57 D 50 H 86 seat H 45*
• white Ref. FLPOLB • bronze Ref. FLPOLBR

cushion white in synthetic stretch fabric for chair and small armchair
Ref. FLCUSEPOB

③ - **table** square stackable *86 x 86 H 75*
• white Ref. FLTABQ • bronze Ref. FLTABRQ






FLEURS



- 1 - corner module** *W 90 D 90 H 90 seat H 40*
with 3 off white cushions with removable covers, structure colour
• white Ref. FLANB01 • bronze Ref. FLANBR01
- 1 - corner module** *W 90 D 90 H 90 seat H 40*
with 3 dove grey melange cushions with removable covers, structure colour
• white Ref. FLANB31 • bronze Ref. FLANBR31
- 2 - backrest module** *W 90 D 90 H 90 seat H 40*
with 2 off white cushions with removable covers, structure colour
• white Ref. FLSPB01 • bronze Ref. FLSPBR01
- 2 - backrest module** *W 90 D 90 H 90 seat H 40*
with 2 dove grey melange cushions with removable covers, structure colour
• white Ref. FLSPB31 • bronze Ref. FLSPBR31
- 3 - end module** *W 90 D 90 H 90 seat H 40*
with 2 off white cushions with removable covers, structure colour
• white Ref. FLMFB01 • bronze Ref. FLMFBR01
- 3 - end module** *W 90 D 90 H 90 seat H 40*
with 2 dove grey melange cushions with removable covers, structure colour
• white Ref. FLMFB31 • bronze Ref. FLMFBR31
- 4 - lounge module** *W 170 D 90 H 90 seat H 40*
with 2 off white cushions with removable covers, structure colour
• white Ref. FLMLB01 • bronze Ref. FLMLBR01
- 4 - lounge module** *W 170 D 90 H 90 seat H 40*
with 2 dove grey melange cushions with removable covers, structure colour
• white Ref. FLMLB31 • bronze Ref. FLMLBR31
- 5 - sofa** *W 178 D 90 H 90 seat H 40*
with 3 off white cushions with removable covers, structure colour
• white Ref. FLDIB01 • bronze Ref. FLDIBR01
- 5 - sofa** *W 178 D 90 H 90 seat H 40*
with 3 dove grey melange cushions with removable covers, structure colour
• white Ref. FLDIB31 • bronze Ref. FLDIBR31



- 6 - armchair** *W 80 D 73 H 90 seat H 40*
with 2 off white cushions with removable covers, structure colour
• white Ref. FLPOB01 • bronze Ref. FLPOPBR01
- 6 - armchair** *W 80 D 73 H 90 seat H 40*
with 2 dove grey melange cushions with removable covers, structure colour
• white Ref. FLPOB31 • bronze Ref. FLPOPBR31
- 7 - armchair** *W 92 D 90 H 90 seat H 40*
with 2 off white cushions with removable covers, structure colour
• white Ref. FLPOB01 • bronze Ref. FLPOBR01
- 7 - armchair** *W 92 D 90 H 90 seat H 40*
with 2 dove grey melange cushions with removable covers, structure colour
• white Ref. FLPOB31 • bronze Ref. FLPOBR31
- 8 - pouf square** *W 88 D 88 H 40*
with off white cushions with removable covers, structure colour
• white Ref. FLPUBQ01 • bronze Ref. FLPUBRQ01
- 8 - pouf square** *W 88 D 88 H 40*
with dove grey melange cushions with removable covers, structure colour
• white Ref. FLPUBQ31 • bronze Ref. FLPUBRQ31
- 9 - pouf rectangular** *W 131 D 88 H 40*
with off white cushions with removable covers, structure colour
• white Ref. FLPUBR01 • bronze Ref. FLPUBRR01
- 9 - pouf rectangular** *W 131 D 88 H 40*
with dove grey melange cushions with removable covers, structure colour
• white Ref. FLPUBR31 • bronze Ref. FLPUBRR31
- 10 - coffee table** square *88 x 88 H 28*
• white Ref. FLTBQ01 • bronze Ref. FLTBQR01
- 11 - coffee table** rectangular *131 x 88 H 28*
• white Ref. FLTBR01 • bronze Ref. FLTBRR01

TOSCANA

The special characteristic of the Toscana range is the stainless steel weaving for both seats and backrests of the entire collection.

Structure: galvanized iron with powder coated finish.
 Colour: graphite.
 Cushions: off white, cord.

The Toscana collection can be personalized choosing from over 30 combinations of fabric and colours from the Colour Collection and Jolly cushion collection (from p. 272).

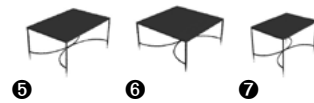


04
off white

03
cord

Complete the cushion code with the desired colour code

- ❶ - **armchair** W 82 D 77 H 81 seat H 31 (structure only) Ref. TOPO
 - ❷ - **cushions** in 100% acrylic with removable covers Ref. TOPOCU
 - ❸ - **sofa** W 161 D 77 H 81 seat H 31 (structure only) Ref. TODI
 - ❹ - **cushions** in 100% acrylic with removable covers Ref. TODICU
- cover** waterproof green
 • for armchair Ref. C82 • for sofa Ref. C175



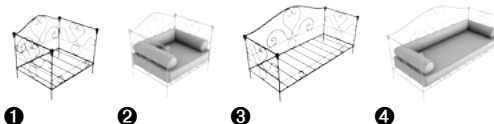
- ❺ - **coffee table** rectangular 76 x 52 H 38 Ref. TORE76
- ❻ - **coffee table** square 76 x 76 H 38 Ref. TOQU76
- ❼ - **coffee table** rectangular 52 x 38 H 38
 • white Ref. TORE38B • graphite Ref. TORE38



MORFEO

The classic Morfeo lounge is embellished by the romantic decoration of the hand forged backrest.
Structure: galvanized iron with powder coated finish.
Colour: graphite.
Mattress and cushions: off white, cord.

The Morfeo collection can be enhanced choosing from over 30 combinations of fabric and colours from the Jolly cushion collection (p. 276).



1 - armchair W 100 D 82 H 105 seat H 44
(structure only) Ref. MORPOS

2 - mattress and cylindrical cushions in 100% acrylic with removable covers

- off white Ref. CUSMOPDA
- cord Ref. CUSMOPCA

3 - sofa W 196 D 82 H 105 seat H 44
(structure only) Ref. MORDIS

4 - mattress and cylindrical cushions in 100% acrylic with removable covers

- off white Ref. CUSMORA
- cord Ref. CUSMODCA

cover waterproof green

- for armchair Ref. C100
- for sofa Ref. C196



GREEN

The Green sofa and armchair have been inspired by British garden culture.

Structure: teak.

The Green collection can be enhanced choosing from over 30 combinations of fabric and colours from the Jolly cushion collection (p. 276).



- ① - armchair W 69 D 67 H 88 seat H 44 Ref. GRPOL

cushion in 100% acrylic

- off white Ref. CUSPOLGRA
- cord Ref. CUGRPOCA

- ② - sofa W 155 D 67 H 88 seat H 44 Ref. GRDIV15

set of 2 cushions in 100% acrylic for seat

- off white Ref. CUDIV15A
- cord Ref. CUDI15CA

- ③ - sofa W 183 D 67 H 88 seat H 44 Ref. GRDIV18

set of 3 cushions in 100% acrylic for seat

- off white Ref. CUDIV18A
- cord Ref. CUDI18CA

cover waterproof green

- for armchair Ref. C69
- for 155 cm sofa Ref. C155
- for 183 cm sofa Ref. C186



LUTY

The Luty sofa has generous proportions and is in classic British style.

Structure: teak.



❶

❶ - sofa W 196 D 62 H 105 seat H 46

Ref. LUK

cover waterproof green Ref. C198

AMANDA

The Amanda hammock has a distinctive design which has been copied numerous times. It plays a role in the film "The Great Beauty" which has already won many awards.

Structure: treated laminar wood.

Colour: walnut. The structure can be stained in colours from the Unopiù Colour range, p. 277.

Net and cushion: 100% cotton, off white.



❶ - hammock *W 431 D 135 H 140*

complete with net, cushion and wooden structure Ref. AMACA

❷ - cord net, cushion and structure not included Ref. RETE

❸ - wooden structure, net and cushion not included Ref. FUSAM



MORRIS

Coffee tables

Structure: teak.



1 - table/tray rectangular 42 x 40 H 26
in teak with folding legs Ref. TARIQ

2 - table/tray rectangular 80 x 42 H 26
in teak with folding legs Ref. TARIR

3 - coffee table rectangular 90 x 50 H 50
in with two levels (one removable)
Ref. MOTARB

4 - coffee table square 60 x 60 H 50
in teak with two levels (one removable)
Ref. MOTAQB



JOKER

Folding coffee tables.

Structure: teak.



1 - set of four coffee tables square 40 x 40 H 45
in teak complete with teak container
Ref. JOTA4



RICHARD

Coffee tables

Structure: teak.



❶

❷

❶ - coffee table square 80 x 80 H 37
in teak Ref. LOTAVQB

❷ - coffee table rectangular 140 x 80 H 37
in teak Ref. LOTAVRB

BLOOMSBURY

Coffee tables

Structure: teak.



❶

❷

❶ - coffee table square 52 x 52 H 36
in teak Ref. GRTAVQ

❷ - coffee table rectangular 94 x 52 H 36
in teak Ref. GRTAVR



MAYFAIR

Coffee tables

Structure: teak.



❶

❷

❶ - coffee table square 53 x 53 H 36
in teak Ref. MATAVQ

❷ - coffee table rectangular 95 x 53 H 36
in teak Ref. MATAVR

QUEEN

Soft outlines and generous dimensions define the Queen lounge, whose features create an absolute island of relaxation.

Structure: aluminium.

Covering: hand woven WaProLace synthetic fibre.

Colour: white, java brown.

Cushion: off white .

The Queen collection can be enhanced choosing from over 30 combinations of fabric and colours from the Jolly cushion collection (p. 276).



①

②

- ① - **armchair** W 100 D 87 H 70 seat H 44 with off white seat cushion with removable cover in 100% acrylic
- java brown Ref. QUPOJ
 - white Ref. QUPOB

backrest padded with removable cover in 100% acrylic, off white Ref. SCHIEPOA

cover waterproof green for armchair Ref. C101

- ② - **coffee table** rectangular 94 x 46 H 38
- java brown Ref. QUTABJ
 - white Ref. QUTABB



③

④

- ③ - **big sofa** W 278 D 120 H 70 seat H 44 with off white seat cushion in 100% acrylic with removable cover
- java brown Ref. BQUDJ
 - white Ref. BQUDB

cover waterproof green for big sofa Ref. C282

- ④ - **sofa** W 235 D 87 H 70 seat H 44 with off white seat cushion in 100% acrylic with removable cover
- java brown Ref. QUDIJ
 - white Ref. QUIDIB

backrest padded with removable cover in 100% acrylic, off white for 235 cm sofa Ref. SCHIEDIA

cover waterproof green for sofa Ref. C235

ASTREA

Contained size and essential lines make the Astrea collection particularly suitable for the world of hospitality.

Structure: aluminium.
Covering: hand woven Waprolace synthetic fibre.
Colour: white.
Cushion: off white .

The Astrea collection can be personalized choosing from over 30 combinations of fabric and colours from the Colour Collection and Jolly cushion collection (from p.272).



❶

❷

❸

- ❶ - **sofa** W 150 D 79 H 65 seat H 44
with cushion with removable cover in 100% Tempotest acrylic, off white Ref. DIAS01
- ❷ - **armchair** W 89 D 79 H 65 seat H 44
with cushion with removable cover in 100% Tempotest acrylic, off white Ref. POAS01
- ❸ - **coffee table** round Ø 71 H 38
Ref. TAVAST





FEDRA

The Fedra collection is made of aluminium covered in hand woven WaProLace synthetic fibre in java brown or natural java and is enriched with a seat cushion in off white.

The Fedra collection can be enhanced choosing from over 30 combinations of fabric and colours from the Jolly cushion collection (p. 276).



- 1** - armchair *W 70 D 66 H 82 seat H 49*
 with cushion with removable cover in 100% acrylic, off white
 • java brown Ref. CLPOJ
 • natural java Ref. CLPON
- 2** - sofa *W 140 D 66 H 82 seat H 49*
 with cushion with removable cover in 100% acrylic, off white
 • java brown Ref. CLDIJ
 • natural java Ref. CLDIN
- cover** waterproof green
 • for armchair Ref. C69
 • for sofa Ref. C140
- 3** - coffee table square *56 x 56 H 45*
 • java brown Ref. CLTOBJ
 • natural java Ref. CLTOBN
- 4** - coffee table rectangular *106 x 56 H 45*
 • java brown Ref. CLTRBJ
 • natural java Ref. CLTRBN



OLIMPIA

The refined Olimpia collection is hand woven in a choice of two different materials. The ideal location for the pulut version is on a verandah, portico or indoors.

Structure of hand woven fibre: natural in pulut or synthetic in WaProLace, natural wicker colour.

Cushions: off white.

The Olimpia range can be enhanced with over 30 combinations of fabrics and colours from the Jolly cushion collection (p. 276).



PULUT version
complete with cushions in 100% acrylic with removable covers, off white.

- ❶ - armchair W 75 D 80 H 88 seat H 46 Ref. OLPOL
- ❷ - sofa W 134 D 80 H 88 seat H 46 Ref. OLDI13
- ❸ - sofa W 193 D 80 H 88 seat H 46 Ref. OLDI19
- ❹ - coffee table 100 x 68 H 35 Ref. OLITAR

WAPROLACE version
complete with cushions in 100% acrylic with removable covers, off white.

- ❶ - armchair W 75 D 80 H 88 seat H 46 Ref. OLPOLW
- ❷ - sofa W 134 D 80 H 88 seat H 46 Ref. OLDIW2P
- ❸ - sofa W 193 D 80 H 88 seat H 46 Ref. OLDIW3P
- ❹ - coffee table 100 x 68 H 35 Ref. TABREOL



CAPRI

In the Capri collection the fibre which covers the structure is expertly worked by decorator craftsman giving it a vintage appearance: these armchairs are the perfect complement for numerous tables presented in this catalogue.

Structure: aluminium.

Covering: hand woven WaProLace synthetic fibre.

Colour: blue, pale blue, yellow, plum, red, green.

The Capri range can be enhanced with over 30 combinations of fabrics and colours from the Jolly cushion collection (p. 276).



❶

❶ - small armchair W 67 D 65 H 84 seat H 43

• blue Ref. CPPOBLW • pale blue Ref. CPPOCEW • yellow Ref. CPPOGIW

• plum Ref. CPPOPRW • red Ref. CPPOROW • green Ref. CPPOVEW

cushion in 100% Tempotest acrylic fabric with removable covers, off white Ref. CPCUB





CAPRI



❶

❷

❶ - sunlounger *W 206 D 70 seat H 28*

- blue Ref. CPLEBLW • pale blue Ref. CPLECEW
- yellow Ref. CPLEGIW • plum Ref. CPLEPRW
- red Ref. CPLEROW • green Ref. CPLEVEW

cushion in 100% Tempotest acrylic fabric with removable cover

- off white Ref. CPCULEB
- blue Ref. CPCULEBL

❷ - coffee table square *48 x 48 H 36*

- blue Ref. CPTBBLW • pale blue Ref. CPTBCEW
- yellow Ref. CPTBGIW • plum Ref. CPTBPRW
- red Ref. CPTBROW • green Ref. CPTBVEW





ARTHUR

Arthur is a table with a galvanized iron base and powder coated finish in white or graphite with a metal or teak table top. In the adjoining photo the Arthur table is shown with Ginevra chairs (p. 141) and in the photo below with Aurora chairs (p. 138).

Structure: galvanized iron with powder coated finish.

Colour: white, graphite.

Version: round, fixed rectangular, extendable rectangular.



- 1** - table round \varnothing 125 H 75
 • white Ref. PAROB • midnight blue Ref. PAROBL
 • burgundy Ref. PAROBO • graphite Ref. PAROG
 • forest green Ref. PAROV

- 2** - table rectangular 180 x 88 H 75
 • white Ref. PAREB • midnight blue Ref. PAREBL
 • burgundy Ref. PAREBO • graphite Ref. PAREG
 • forest green Ref. PAREV

- 3** - table rectangular 180 x 90 H 75
 with teak top, aperture and base in the following colours
 • white Ref. PT180B • graphite Ref. PT180G



- 4** - table rectangular extendable
 180 x 90 H 75 extended 240
 • white Ref. ARTAVB • midnight blue Ref. ARTAVBL
 • burgundy Ref. ARTAVBO • graphite Ref. ARTAV
 • forest green Ref. ARTAVV



AVALON

The Avalon table stands out for the excellent workmanship of the base, hand forged by master craftsmen. In the photo it is shown with Antea chairs (p. 142).

Structure: galvanized iron with powder coated finish.
Colour: graphite.
Version: square, rectangular extendable.



❶

❷

❶ - table square 140 x 140 H 75 Ref. AVTAVQU

❷ - table rectangular 220 x 100 H 75 extended 300 Ref. AVTAV



THOR

The Thor table is classic in style, yet combines the evident flair of the craftsman; the base is hand wrought iron using traditional techniques and has a stone top.
In the photos it is shown with Amelie (p. 137) and Aurora (p. 138) chairs.

Structure: base in wrought iron, galvanized with powder coated finish.
Colour: graphite.
Table top: peperino, travertine.
Version: round, square.



1 - table square 140 x 140 H 74
with travertine table top with handmade terracotta and tile mosaic,
complete with waterproof green cover Ref. OSTAQQ

The terracotta used in the mosaic is affected by the combined action of rain and ice: it is advisable to place the table under cover during winter and protect it with the cover provided.

2 - table round Ø 127 H 74
• table top in grey peperino with mosaic Ref. TTMG127
• table top in pink peperino with mosaic Ref. TTMR127

cover waterproof green Ref. C127

3 - table round Ø 150 H 74 weight approx. 280 kg
• with table top in grey peperino (divided in 2 parts) Ref. TPG150
• with table top in pink peperino (divided in 2 parts) Ref. TPR150
• with table top in travertine with renaissance decoration Ref. TPG150PR

cover waterproof green Ref. C150

4 - table round Ø 180 H 74 revolving top Ø 80 weight approx. 340 kg
• with table top in grey peperino (divided in 4 parts) Ref. TALGP
• with table top in pink peperino (divided in 4 parts) Ref. TALRP
• with table top in travertine with renaissance decoration (divided in 4 parts) Ref. TALPR

5 - table round Ø 230 H 77 revolving top Ø 105 weight approx. 600 kg
• with table top in grey peperino with central mosaic (divided in 6 parts) Ref. TALGM
• with table top in pink peperino with central mosaic (divided in 6 parts) Ref. TALRM
• with table top in travertine with renaissance decoration (divided in 6 parts) Ref. TALGPR

TABLE TOP IN TRAVERTINE WITH TERRACOTTA MOSAIC



TABLE TOP IN GREY PEPERINO WITH MOSAIC





TABLE TOP IN TRAVERTINE WITH RENAISSANCE DECORATION

TABLE TOP IN PINK PEPERINO WITH CENTRAL MOSAIC (DIVIDED IN 6 PARTS)



MIRTO

The rectangular Mirto table stands out for its excellent materials and the beautiful craftsmanship of the table tops. In the photo it is matched with Antea chairs (p. 142).

Structure: base in galvanized wrought iron with powder coated finish.

Colour: graphite.

Table top: mosaic in marble, travertine and marble, travertine and terracotta.

All tables are provided with a green waterproof cover included in the price.



- ❶ - table rectangular 200 x 100 H 75
with travertine table top and diamond marble mosaic
Ref. OSITARER

- ❷ - table rectangular 200 x 100 H 75
with travertine tabletop and terracotta mosaic border
Ref. OSITARE

The terracotta used in the mosaic is affected by the combined action of rain and ice: it is advisable to place the table under rain cover during winter and protect it with the cover provided.



- ❸ - table rectangular 205 x 85 H 76
with table top with marble mosaic Ref. MITAVM

Mosaic table tops are made using materials and techniques which guarantee their resistance outdoors. Considering the excellence and the value of these table tops, during winter it is advisable to put them under cover and protect them with the cover provided.





CORINTO



Table of classic inspiration which combines an elegant iron base with refined table tops of excellent materials including travertine with renaissance decorations.

Structure: base in galvanized wrought iron with powder coated finish.
 Colour: graphite.
 Rectangular table top: iron.
 Round table top: peperino, travertine.



table top round Ø 60 thickness 3 cm
1 - in pink peperino Ref. PPR60
2 - in grey peperino Ref. PPG60
3 - in travertine with renaissance decoration Ref. PR60

4  **5** 
4 - base H 55 Ref. BAG55
5 - base H 75 Ref. BAG75

6  **7** 
6 - table rectangular 110 x 70 H 75 Ref. COG110
7 - table rectangular 160 x 75 H 75 Ref. COG160



The lake of memories





On the previous page:


Armchair Eden
p. 20

Collection Toscana
p. 99

Lamp Oslo
p. 262



I have lived in this house all my life. My mother was sixteen when she gave birth to me in her bed, holding my grandmother's hand and crying, she shouted all her pain at the doctor whose hands searched for me. I screamed when I saw him, when he shook my slender body and gave me my first ever slap. I ran after a squirrel in the garden, the lake behind me reflected the light of the summer sun, I heard the noise of preparations in the kitchen. I was eight years old and had an overwhelming desire to possess everything, to take anything that took my fancy, hold it tight, make it mine forever. I was in the bath when I realized that you were coming.



[1] Table Thor
p. 116

[2] Chair, small armchair
and sofa Aurora
p. 138

[3] Pavilion Harmony
p. 212

[4] Armchair and pouf Eden
p. 20

[5] Lamp Oslo
p. 262

[6] Coffee table Toscana
p. 99



5

2

6



I let myself go, slipped underwater. It was the most beautiful day of my life, when you were born. I was in a hospital bed, your trembling father beside me. You were very ugly, covered in down and your face swollen by the strain. We slept together for weeks, we were inseparable. You were 6 months old when you had your first bathe in the lake. You would have explored it all, in your little blue wooden boat, but only much later. We spent our afternoons under the wrought iron arches, plants climbing along the sinuous arms of the pergola, you rested your head on the marble top and went gently to sleep.



[1] Mats Pleiadi
p. 256

[2] Pouf and small armchair
Eden
p. 20

[3] Sofa Toscana
p. 99

This is my last day in this garden perfumed with lime trees,
in this land bathed with lake water,
in this high ceilinged house, in this very beautiful life. I never
wanted to let this place go, its memories, the life I have lived here.
Then I thought that to cling to such a special and beautiful place
was selfish. Never to allow someone else to enjoy this place, this
lake, my own happiness. To give someone else a house bathed
in love, is really a generous deed. They'll be here any minute
to collect the keys. She reminds me of you : delicate skin,
big green eyes that watch him with love.




[1] Sunlounger Leandro
p. 145

[2] Pouf and small armchair
Eden
p. 20

[3] Sofa and armchair
Toscana
p. 99

[4] Mats Pleiadi
p. 256

They'll look after this place well, I can feel it. And the child who
is coming will play around in these rooms with the same joy as
you, she'll swim in these cold waters and she'll watch the sun set
from this balcony. Here they are, they have arrived. My taxi is
waiting, I'll be with you in a few hours and will hold your hand
while your baby arrives.



MILTON

This table is made entirely of teak and comes in three versions. All versions can hold an umbrella without its having to be removed should the table be extended. In the accompanying illustration it is matched with William (p. 142) and Ginger (p. 134) chairs.

Structure: teak.

Version: round folding, oval extendable, rectangular extendable.



❶

❶ - table round folding \varnothing 150 H 74 (closed D 31)
Ref. JAMTA

cover waterproof green for closed table
Ref. C31



❷

❷ - table oval 180 x 90 H 75 extended 240
Ref. TAMIOVP

cover waterproof green for closed table Ref. C180



❸

❸ - table oval 212 x 100 H 75 extended 300
Ref. TAMIL

cover waterproof green for closed table Ref. C215



❹

❹ - table rectangular 165 x 90 H 75 extended 225
Ref. TAMIREP

cover waterproof green for closed table Ref. C180



❺

❺ - table rectangular 217 x 102 H 75 extended 297
Ref. TAMILRE

cover waterproof green for closed table Ref. C226







BYRON

Byron table and chairs are made in teak with an "antique" effect which highlights the veins in the wood.
The chairs can be enhanced with off white cushions in 100% acrylic.

Structure: teak.

Table version: square, rectangular.



- ❶ - chair W 45 D 55 H 90 seat H 46 Ref. ANAISED
cushion in 100% acrylic, off white Ref. CUSBRIA
cover waterproof green Ref. C57
- ❷ - table square 100 x 100 H 78 Ref. TALQUBY
- ❸ - table rectangular 220 x 100 H 78 Ref. TALREBY
- ❹ - table rectangular 300 x 100 H 78 Ref. TALREBY
cover waterproof green
 - for square table Ref. C120
 - for 220 cm rectangular table Ref. C226
 - for 300 cm rectangular table Ref. C301

REGENT

This is a table with great versatility thanks to the use of extensions which transform it into an oval or round table. A central revolving table top and an umbrella can be added.

In the photo alongside it is shown with William chairs (p. 142) and in the one below with Ginger chairs (p. 134).

Structure: teak.

Version: square, oval with the addition of two extensions, round with the addition of four extensions.



❶ - table round \varnothing 183 H 75

(1 square table and 4 extensions) Ref. REGTAV

❷ - table square 129 x 129 H 75

Ref. REGTAVQ

❸ - 2 extensions for square table W 129 D 26

Ref. REGPRO2

cover waterproof green for square table Ref. C129

❹ - revolving centre Rolly round \varnothing 90, with provision for an umbrella to be placed in the centre of large tables Ref. ROLT



NELSON

Extendable table whose octagonal shape makes it particularly spacious.

Structure: teak.



❶

❶ - table octagonal 132 x 132 H 75 extended 198
Ref. NELTAV

cover waterproof green
Ref. C132



SPENCER

Square folding table. Small in size, suitable for furnishing small spaces.

Structure: teak.



❶

❶ - table square 80 x 80 H 71
Ref. TAQUSP

cover waterproof green Ref. C80



LLOYD

Square or rectangular table of small size.

Structure: teak.



❶

❷

❶ - table square 80 x 80 H 75
Ref. LOTAVQ

❷ - table rectangular 140 x 80 H 75
Ref. LOTAVR

cover waterproof green
• for square table Ref. C80
• for rectangular table Ref. C160

GINGER

Everlasting director's chair, folding.
The versions in Canatex or plastic fabric are particularly resistant to salt and chlorine.

Structure: teak.

Seats and backrests:

- cotton off white;
- Canatex beige;
- plastic fabric lavender, red.



❶ - **small armchair** *W 54 D 41 H 88 seat H 48*
with seats, backrests and cushions in 100% cotton, off white Ref. GINPO
spare covers and cushion covers Ref. GINTEL

❷ - **small armchair** *W 54 D 41 H 88 seat H 48* with seats, backrests and cushions
in Canatex beige (75% PVC and hemp thread - 25% polyester) Ref. GIPCAN
spare covers Ref. GITECAN

❸ - **small armchair** *W 54 D 41 H 88 seat H 48*
with seats and backrests in lavender plastic fabric (70% PVC - 30% polyester) Ref. GINPOLA
spare covers Ref. GINTELA

❹ - **small armchair** *W 54 D 41 H 88 seat H 48*
with seats, backrests in red plastic fabric (70% PVC - 30% polyester) Ref. GINPORO
spare covers Ref. GINTELRO





MINERVA

The folding Minerva range has a galvanized iron structure with powder coated finish.

Chair colour: white, graphite, graphite/beige.
 Plastic fabric for seat and backrest: 70% PVC and 30% polyester for graphite and white; 77% PVC and 23% polyester for the graphite/beige version.

Table: round, rectangular.
 Table colour: white, graphite.



- ① - **small armchair** folding W 53 D 53 H 80 seat H 45
 • white Ref. MISEB • graphite Ref. MISEG • graphite/beige Ref. MISEGB
- ② - **chair** folding W 44 D 53 H 80 seat H 45
 • white Ref. SEMIB • graphite Ref. SEMIG • graphite/beige Ref. SEMIGB
- ③ - **table** round folding Ø 90 H 77 with central aperture for umbrella
 • white Ref. MIROB • graphite Ref. MIROG
- ④ - **table** rectangular folding 140 x 70 H 77
 • white Ref. MIREB • graphite Ref. MIREG

FOLDY

Folding table and chair inspired by classic Parisian bistro furnishings, represented in bright shades of colour. The seat is formed of colourful soft strips of fabric which make it extremely comfortable.

Structure: galvanized iron with powder coated finish.

Chair colour: white, burgundy, midnight blue, antique pale blue, antique yellow, graphite, forest green, sage green.

Covering colour: white cream carré, grey beige carré, orange yellow carré, green blue carré.

Colours available for cushion kit: orange yellow carré, white cream carré, grey beige carré, green blue carré (for fabric see p. 273).



1

2

- 1 - chair** folding W 41 D 38 H 87 seat H 46
- white Ref. SEFOLB • midnight blue Ref. SEFOLBL
 - burgundy Ref. SEFOLBO • graphite Ref. SEFOLG
 - antique pale blue Ref. SEFOLCA
 - antique yellow Ref. SEFOLGA
 - forest green Ref. SEFOLV • sage green Ref. SEFOLVS

cushion in 100% acrylic, off white Ref. CUSENI

- cushion kit** seat strips in carré fabric
- orange yellow Ref. CUFOL43
 - white cream Ref. CUFOL41 • grey beige CUFOL38
 - green blue Ref. CUFOL62

- 2 - table** rectangular folding 80 x 60 H 75
- white Ref. TAFOLB • midnight blue Ref. TAFOLBL
 - burgundy Ref. TAFOLBO • graphite Ref. TAFOLG
 - antique pale blue Ref. TAFOLCA
 - antique yellow Ref. TAFOLGA
 - forest green Ref. TAFOLV • sage green Ref. TAFOLVS





AMELIE

Stackable chairs characterized by a classic design of French inspiration.

Structure: galvanized iron with powder coated finish and seats in steel mesh.

Colour: white, burgundy, midnight blue, antique pale blue, antique yellow, graphite, forest green, sage green.



❶

- ❶ - chair stackable W 54 D 59 H 92 seat H 45
 - white Ref. AMSEB
 - midnight blue Ref. AMSEBL
 - burgundy Ref. AMSEBO
 - antique pale blue Ref. AMSECA
 - antique yellow Ref. AMSEGA
 - graphite Ref. AMSEG
 - forest green Ref. AMSEV
 - sage green Ref. AMSEVS

cushion in 100% acrylic, off white Ref. CUSAMA


cover waterproof green for 2 stacked chairs Ref. C57



CECILE

Folding chair, small armchair and chaise-longue with seat and backrest in iron mesh. A coffee table completes this collection.

Structure: galvanized iron with powder coated finish. Colour: graphite.



❶ - small armchair folding W 53 D 58 H 94 seat H 45 Ref. CEPOG

❷ - chair folding W 46 D 58 H 94 seat H 45 Ref. CESEG

cushion in 100% acrylic, off white for small armchair and chair Ref. CUCEPSA

❸ - chaise-longue folding L 56 D 151 H 102 seat H 43 Ref. CECL

cushion in 100% acrylic, off white Ref. CUCESA

❹ - coffee table round Ø 46 H 56 Ref. CETAB



AURORA

This is a harmonious and romantic collection. The sofa, chair and small armchair are in hand wrought iron with the seat in woven pattern stainless steel. The table-pot stand can be transformed into a practical tea table with the addition of an oval top. To complete the collection there is a folding console and a round table.

Structure: galvanized iron with powder coated finish.
Colour: graphite.
Cushion: off white.

The Aurora collection can be enhanced with over 30 combinations of fabrics and colours from the Jolly collection (p. 276).

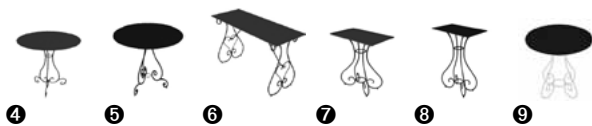




- ① - chair W 37 D 37 H 85 seat H 44 Ref. AUSN
 cushion in 100% acrylic with removable covers, off white Ref. CUABA
 cover waterproof green Ref. C57

- ② - armchair W 64 D 63 H 90 seat H 43 Ref. AUPOLG
 cushion in 100% acrylic with removable covers, off white Ref. CUPAUBA

- ③ - sofa W 130 D 70 H 93 seat H 45 Ref. AUDIG
 cushion in 100% acrylic with removable covers, off white Ref. CUDAUBA
 cover waterproof green
 • for armchair Ref. C69 • for sofa Ref. C140



- ④ - table round Ø 70 H 70 Ref. TALFG

- ⑤ - table round Ø 90 H 75 Ref. TALFG9

- ⑥ - console folding 122 x 47 H 75 Ref. COVERG

- ⑦ - table-pot stand 52 x 32 H 56 Ref. PITAG58

- ⑧ - table-pot stand 52 x 32 H 76 Ref. PITAG77

- ⑨ - oval table top W 75 D 55 to apply to table-pot stand Ref. PIOG



CAMILLE

Chair and small armchair, folding. The ideal complement for exclusive elegant tables like Avalon, Thor, Mirto (from p. 115).

Structure: galvanized iron with powder coated finish.

Colour: white, burgundy, midnight blue, antique pale blue, antique yellow, graphite, forest green, sage green.



①

②

- ① - **small armchair** W 56 D 60 H 102 seat H 45
 • white Ref. CAPOB • midnight blue Ref. CAPOBL
 • burgundy Ref. CAPOBO
 • antique pale blue Ref. CAPOCA
 • antique yellow Ref. CAPOGA • graphite Ref. CAPOG
 • forest green Ref. CAPOV • sage green Ref. CAPOVS
- ② - **chair** W 46 D 60 H 102 seat H 45
 • white Ref. CASEB • midnight blue Ref. CASEBL
 • burgundy Ref. CASEBO
 • antique pale blue Ref. CASECA
 • antique yellow Ref. CASEGA • graphite Ref. CASEG
 • forest green Ref. CASEV • sage green Ref. CASEVS
- cushion** in 100% acrylic with removable cover, off white for small armchair and chair Ref. CUCAPSA



MELISSA

Folding chair with structure in galvanized iron with powder coated finish and seat with stainless steel interweave. Colour: graphite.



①

- ① - **chair** W 41 D 52 H 90 seat H 48
 Ref. MELSEN
cushion in 100% acrylic, off white
 Ref. CUMEB A





MARGOT

The combination of different materials and quality workmanship are the distinctive features of the Margot collection. The chair and small armchair are folding.

Structure:

- table in galvanized wrought iron with powder coated finish.
- chair in galvanized iron with powder coated finish.

Colour: white, graphite.



❶ - chair W 45 D 54 H 89 seat H 46

• white Art MARSEB • graphite Ref. MARSEG

❷ - small armchair W 58 D 54 H 89 seat H 46

• white Art MARPOB • graphite Ref. MARPO

cushion in 100% acrylic for chair or small armchair, off white Ref. CUMAPSA

cover waterproof green for chair or small armchair Ref. C57

❸ - table 200 x 100 H 78

• white Art ISTAREB • graphite Ref. ISTARET

cover waterproof green for table Ref. C226



GINEVRA

Small armchair with structure in harmonic galvanized iron, backrest and seat in stainless steel with powder coated finish. Colour: white, graphite.



❶

❶ - small armchair W 51 D 66 H 91 seat H 46

• white Ref. GISEB • graphite Ref. GISEG

cover waterproof green Ref. C69





BRIDGET

Stackable chair and small armchair in clean essential lines.

Structure: teak.



①

②

① - chair stackable W 48 D 53 H 87 seat H 44
Ref. SEBRI

② - small armchair stackable W 59 D 57 H 87 seat H 44
Ref. BRISE

cushion Ref. CUSBRIA

cover waterproof green for 2 stacked chairs or armchairs
Ref. C69



WILLIAM

Folding chair made from the original "Viken" design of Madame G. Norin.

Structure: teak.



①

① - chair folding W 48 D 50 H 94 seat H 48
Ref. WILSED

cushion in 100% acrylic with removable cover, off white
Ref. CUSEDA



ANTEA

The folding Antea chair is the natural complement to the iron Avalon (p. 115) and Mirto (p. 118) tables.

Structure: galvanized iron with powder coated finish and teak.
Colour: graphite.



①

① - chair folding W 41 D 42 H 90 seat H 47
Ref. ANSED

cushion in 100% acrylic, off white
Ref. CUSANA



SCARLETT

This original and versatile chaise-longue can be transformed into a low chair. Light, folding and of small dimensions, once closed can be stored in small spaces.

Structure: teak.



❶

❶ - chaise-longue W 60 D 171 H 59
Ref. SCARL

cushion in 100% acrylic fabric with removable cover
• off white Ref. SCUBA • cord Ref. SCUCA



CHARLES

The Charles sunlounger is rich in finishing details: anatomical slats, two extractable mini-bases and wheels covered in rubber. It is stackable and adjustable to various positions.

Structure: teak.



❶

❶ - sunlounger W 83 D 196 seat H 33 Ref. CHARLET

cushion in 100% acrylic with removable cover

• off white Ref. CUCHABA
• cord Ref. CUCHACA

cover waterproof green Ref. C199



HENRY

The Henry sunlounger combines comfort and practicality thanks to the possibility of adjusting the backrest and seat to various positions and to the presence of wheels which make it easy to move.

Structure: teak.

The Henry sunlounger can be personalized choosing from over 30 combinations of fabric and colours from the cushion Colour Collection (p. 272).



❶

❶ - sunlounger W 66 D 198 H 80 seat H 29
Ref. HENLETT

cushion in 100% acrylic with removable cover

- off white Ref. CUHE04
- cord Ref. CUHE03

cover waterproof green Ref. C199





LEANDRO

Adjustable sunlounger with structure in galvanized wrought iron with powder coated finish.

Colour: white, graphite.

Fabric: special plastic fabric for outdoor use.



❶

❶ - sunlounger W 71 D 203 H 82 seat H 31

- white with white fabric in 70% PVC and 30% polyester Ref. LELB
- graphite with beige fabric in 77% PVC and 23% polyester Ref. LELG

cover waterproof green Ref. C206



TITANIC

Faithful reproductions of the armchairs on the first transatlantic cruises, the Titanic chaise-longue is folding and adjustable to three positions. It is also available in a larger version, the Grand Titanic, which has a removable footrest.

Structure: teak.
Fittings: brass.

The Grand Titanic chaise-longue can be personalized choosing from over 30 combinations of fabrics and colours from the cushion Colour Collection (p. 272).



❶

❷

❶ - **chaise-longue** Titanic *W 56 D 145 H 94 seat H 39* Ref. TITALL

cushion in 100% acrylic

• off white Ref. CUTAB • cord Ref. CUTICA

❷ - **chaise-longue** Grand Titanic *W 64 D 160 H 103 seat H 40* Ref. GRTIT

cushion in 100% acrylic

• off white Ref. CUGT04 • cord Ref. CUGT03



CLIO

Folding deckchair with sling available in different colours and fabrics including plastic Canatex, ideal for swimming pool use.

Structure: teak.

Sling:

- cotton, off white;
- Canatex, beige;
- plastic fabric, lavender, red.



①

②

③

① - deckchair *W 67 D 96 seat H 36*
with sling in 100% cotton, off white Ref. CLI
spare sling Ref. CLIOTEL

② - deckchair *W 67 D 96 seat H 36*
with Canatex sling in beige (hemp thread and 75% PVC
25% polyester) Ref. CLICAN
spare sling Ref. CLITCAN

③ - deckchair *W 67 D 96 seat H 36*
with sling in plastic fabric, lavender
(70% PVC - 30% polyester) Ref. CLILA
spare sling Ref. CLIOTELA

④ - deckchair *W 67 D 96 seat H 36*
with sling in plastic fabric, red
(70% PVC - 30% polyester) Ref. CLIRO
spare sling Ref. CLIOTELRO



ROGER

Adjustable backrest, practical and functional, a mattress completes the line.

Structure: teak.



①

②

① - backrest *W 60 D 84*
Ref. ROSCH

② - mattress *W 60 D 197*
in 100% acrylic with removable covers
• off white Ref. MARBA
• cord Ref. MARCA



EMILY

The Emily folding small armchair features a series of horizontal slats for the seat and backrest.

Structure: teak.



❶

❶ - **small armchair** W 63 D 82 seat H 31
Ref. EMPOL

cushion in 100% acrylic, off white
Ref. CUSEMBA

MARY

Folding small armchair with backrest adjustable to three positions, with footrest which can also be used as a small table.

Structure: teak.



❶

❷

❶ - **small armchair** W 60 D 73 H 111 seat H 43
Ref. MARYPO

cushion in 100% acrylic, off white
Ref. MACUBA

❷ - **footrest** W 47 D 47 H 42
Ref. MARYPOG



EMY

The folding Emy small armchair was inspired by the famous Tripolina, field chair used by British officers in the 19th century, reproduced in practical fabrics: in white, as well as two bright colours.

Structure: teak.

Sling:

- cotton, off white;
- plastic fabric, lavender, red .



❶

❷

❶ - **small armchair** W 63 D 74 H 104 seat H 58
with sling in 100% cotton, off white
Ref. EMYPOL

❷ - **small armchair** W 63 D 74 H 104 seat H 58
with sling in plastic fabric (70% PVC - 30% polyester)

- lavender Ref. EMYPOLA
- red Ref. EMYPOLRO

spare sling

- 100% cotton Ref. EMYTEL
- plastic fabric, lavender Ref. EMYTELA
- plastic fabric, red Ref. EMYTELRO



ADRIAN

Swing lounger with canopy cover and cushions in off white.

Structure: teak.



❶

❶ - swing lounger W 222 D 147 H 170 seat H 50
complete with canopy cover and cushions with removable covers in 100% acrylic, off white Ref. ADRIAN



CASANOVA

Swing lounger with adjustable canopy and cushions in off white.

Structure: galvanized wrought iron with powder coated finish.
Colour: graphite.



❶

❶ - swing lounger W 205 D 155 H 185 seat H 57
complete with canopy cover and cushions with removable covers in 100% acrylic off white
Ref. CASDOA



Technical information concerning the illustrated products is available on www.unopiu.com/technic
All the given measurements are expressed in centimetres.



Architecture

An extensive collection of pergolas, green houses and accessories for the creation of shaded areas, both closed and open that become the natural extension of your home. Aluminium, iron and wood are treated with the latest preserving techniques and interpret the traditions of both classic and state of the art gardens. Accessories and roofing enhance, personalize and create open areas, oases of relaxation where you can forget the frenzy of daily life in harmony with your natural surroundings.

The catalogue only partly presents the infinite project possibilities of construction and personalization of the complex world of Unopiù garden structures. All the technical and building details can be consulted on the web or by taking advantage of the personal assistance available at all Unopiù showrooms, where guidance is available for projects and quotes to meet your every need.

Page by page, there is a whole world to discover in this catalogue.





CAP FERRAT

Complex and extensive system of accessories from an extendable standard module with one or two sliding **extensions**, side **persian-panels** and a **shade cover**.

The structure has a laminar wood frame in treated Nordic pine, the roofing is treated Nordic pine slats: both can be personalized with colours from the Unopiù Colour range (p. 277).

The side persian-panels are sliding, can be folded away and have fixed louvers.

The cover of the standard module slides manually and is waterproof (31% polyester coated with 69% PVC). It is advisable to keep closed in conditions of snow or strong winds.





FREESTANDING PERGOLA

❶



❷



❶ - **standard pergola** in wood *W 530.5 D 347.5* Ref. CFE53A

❷ - **kit single sliding cover** in wood *W 166 D 327.5* Ref. CFE53AE

PERSIAN PANEL

- **panel** single fixed complete with finishing brackets and fitting components Ref. CFEPAN1
- **panel** double to use with guide Ref. CFEPAN2
- **panel** fourfold to use with guide Ref. CFEPAN4
- **guide** *W 347.5* Ref. CFEGUI3
- **guide** *W 420* Ref. CFEGUI5

SHADE COVER

shade cover waterproof for standard module Ref. CFE53ACOP

To enclose the perimeter of the standard structure (partially or fully) the Guide Kit for the relative side must be used (for the 530.5 cm side Ref. CFEGUI5, for the 347.5 cm side Ref. CFEGUI3).

To fully enclose the 530.5 cm side, 2 single panels must be inserted at the extremities of 2 fourfold panels, or alternatively 4 double panels, or alternatively 1 fourfold panel and 2 double panels. To fully enclose the 347.5 cm side 1 double panel and 1 fourfold panel, or alternatively 3 double panels are necessary. Should the panels only be installed on the 347.5 cm side, it is advisable to mount 2 single fixed panels (at the extremities of the two adjacent 530.5 cm sides). The single fixed panel is only used at the two extremities of the 530.5 cm side.



SHELTER

Pergola, attached and freestanding, available with front spans of 272 cm and 550 cm.

The structure, extendable in width, is in aluminium with powder coated finish in white gloss and includes gutter and downpipe. The roofing is in adjustable aluminium louvers (from 0° to 130°), motorized with remote control. The adjustment allows for the regulation of light and air and offers optimum protection from rain.

The 272 cm front span version has a single system of louvered roofing, the 550 cm version has a double system of louvers which are independent one from the other.

The 272 cm and 550 cm front span versions are incompatible.

The temporary weight overload is 75kg/m². In case of snow, the roof must be left open (louvers at 90°).

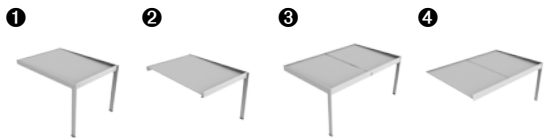
The Shelter pergola can be enhanced with:

- side blinds in microperforated fabric (50% polyester coated with 50% PVC) with manual opening mechanism by means of a manual adjustment rod;
- grilles and flowerboxes from the Caprice collection (from p. 190).



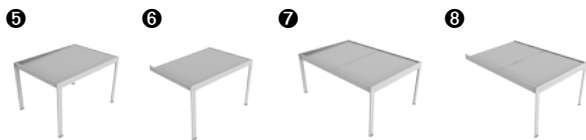


ATTACHED PERGOLA



- ❶ - pergola W 293 D 369 Ref. SHAL34AD
- ❷ - extension W 282 D 369 for 293 cm wide pergola Ref. SHAL34ADE
- ❸ - pergola W 572 D 378 Ref. SHAL64AD
- ❹ - extension W 561 D 378 for 572 cm wide pergola Ref. SHAL64ADE

FREESTANDING PERGOLA



- ❺ - pergola W 293 D 394 Ref. SHAL34
- ❻ - extension W 282 D 394 for 293 cm wide pergola Ref. SHAL34E
- ❼ - pergola W 572 D 411 Ref. SHAL64
- ❽ - extension W 561 D 411 for 572 cm wide pergola Ref. SHAL64E

WIRE GUIDED BLINDS

- blind** W 271.8 H 250 Ref. TCA300
- blind** W 343.8 H 250 Ref. TCA350
- central post** to install 550 cm blind Ref. PILTESHAL64

Maximum height:

for 293 cm wide pergola	for 572 cm wide pergola
- 258 cm for attached pergola including flashing;	- 266 cm for attached pergola including flashing;
- 255 cm for freestanding pergola with open louvers.	- 263 cm for freestanding pergola with open louvers.



MÉRIDIENNE

Attached pergola with gutter and downpipe.

The structure is in aluminium with powder coated finish in white gloss or matt graphite.

The Meridienne pergola has two types of roofing:

-fixed in double sided polycarbonate 16 mm thick (one side with protection from UV rays and the other which reflects the sun's rays reducing the heat while maintaining the brightness).


-with adjustable aluminium louvers (from 0 to 75°) called "Sun & Rain". With the "Sun & Rain" roofing the orientation of the louvers by a manual adjustment rod allows for the regulation of light and air and offers optimum protection from rain. The structure can be extended in width by adding one or more standard modules of the same depth connected using the special gutter connector kit. Roof must be left open in snowy conditions (louvers at 75°).

The Meridienne pergola can be enhanced with side panels and flowerboxes from the Caprice collection (from p. 190) and with grilles and flowerboxes from the Roof Garden collection (from p. 192), creating a truly versatile modular system suitable for any outdoor requirement.





ATTACHED PERGOLA

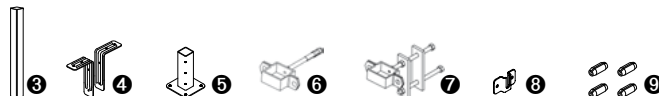


- 1 - pergola** in aluminium with "Sun & rain" roofing
W 407 D 305 • white Ref. PEME43FB • graphite Ref. PEME43F
W 407 D 403 • white Ref. PEME44FB • graphite Ref. PEME44F
W 507 D 305 • white Ref. PEME53FB • graphite Ref. PEME53F
W 507 D 405 • white Ref. PEME54FB • graphite Ref. PEME54F

gutter connector to connect in width two or more pergolas of the same depth

- white Ref. RAME305B (pergolas PEME43FB, PEME53FB)
- graphite Ref. RAME305G (pergolas PEME43F, PEME53F)
- white Ref. RAME403B (pergolas PEME44FB, PEME54FB)
- graphite Ref. RAME403G (pergolas PEME44F, PEME54F)

- 2 - pergola** in aluminium with polycarbonate roofing
W 406 D 310 • white Ref. PEME43PB • graphite Ref. PEME43P
W 406 D 410 • white Ref. PEME44PB • graphite Ref. PEME44P
W 506 D 310 • white Ref. PEME53PB • graphite Ref. PEME53P
W 506 D 410 • white Ref. PEME54PB • graphite Ref. PEME54P



- 1** - **post** additional in aluminium *6 x 6 H 240*
 • white Ref. PIL6624CTB • graphite Ref. PIL6624CT
- 2** - **pair of angle brackets** for fixing additional post to front beam
 • white Ref. STALME2B • graphite Ref. STALME2
- 3** - **bracket** for fixing post to ground
 • white Ref. STATMEB • graphite Ref. STATME
- 4** - **pair of brackets** for fixing post to parapet
 • white Ref. STAPME2B • graphite Ref. STAPME2
- 5** - **pair of brackets** of brackets for fixing post to railing
 • white Ref. STARME2B • graphite Ref. STARME2
- 6** - **bracket** for fixing grille and flowerbox to posts (4 brackets for grille and 4 for flowerbox)
 • white Ref. STAPGMECB • graphite Ref. STAPGMEC
- 7** - **kit of 4 components** for fixing grilles to brackets (Ref. STAPGMECB - STAPGMEC)
 • white Ref. EFP4B • graphite Ref. EFP4

The technical drawing measurements refer to the maximum area occupied by the structure when erected on the flat. The posts supplied are 240 cm high and can be cut on site as required. The roof must have a pitch of between 10% and 20% for the polycarbonate roof and between 15% and 20% for the Sun & Rain version. The wall height of the polycarbonate roof varies according to depth and pitch from 295 to 345 cm (with standard posts). The wall height of the Sun & Rain version varies according to depth and pitch from 323 to 358 cm (with standard posts). Temporary weight overload : 60kg/m² for the polycarbonate roof and 50kg/m² for the Sun & Rain version.

AZIMUTH

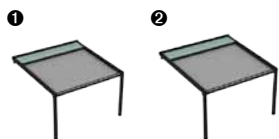
Attached pergola including gutter and downpipe, extendable in width.

The Structure is in aluminium with powder coated finish in graphite. The roofing is a motorized retractable waterproof shade (25% polyester coated with 75% PVC with interior shade laminate), colour champagne.

In snowy conditions remove the cover. In strong windy conditions it is advisable to close it.

A series of features and accessories enhance the Azimuth pergola: Caprice side panels and flowerboxes (from p. 190) and Roof Garden grilles and flowerboxes (from p. 192).

ATTACHED PERGOLA



① pergola W 308

AZAL33 D 287
AZAL34 D 404
AZAL35 D 476

② extension W 303

AZAL33E D 287
AZAL34E D 404
AZAL35E D 476

① pergola W 425

AZAL43 D 287
AZAL44 D 404
AZAL45 D 476

② extension W 420

AZAL43E D 287
AZAL44E D 404
AZAL45E D 476



SHIBUYA®

Shibuya has revolutionized the world of garden structures by introducing the concept of dynamism.

It is a pergola composed of two cube units offering varying levels of mobility and flexibility, adapting to the various requirements of a day spent in the outdoors.

The attached version is composed of one fixed and one mobile unit and can be rolled and extended. The freestanding version is made up of a fixed unit (anchored to the ground) and a mobile one (fitted with two wheels) or by two mobile units (fitted with 6 wheels). In the latter case it is possible to extend and move the pergola where ever you might choose.

The structure is in galvanized iron with powder coated finish in matt white or matt graphite and has wheels which move 360° and can be blocked.

The mobile freestanding version has wheels 7.5 cm suitable for movement on pavements or 12.5 cm diameter suitable for movement on uneven ground and grass. They also have blocking brackets for safety during high winds.

The pergola is completed with various types of **roofing**: panels of treated Nordic pine slats, bamboo shades and microperforated shade (50% polyester coated with 50% PVC) in sand colour. During winter roofing must be removed to avoid snow overloading.

The Shibuya pergola can be enhanced with **side blinds** in microperforated fabric (50% polyester coated with 50% PVC) in white with manual opening and closing. The side blinds partially enclose the structure to a maximum height to the top beam of approx. 120 cm.

They have a spring loaded winding mechanism and can be blocked at two established points (of differing height) installed on the sides.







FREESTANDING MOBILE EXTENDABLE PERGOLA

1



colour	Ø wheels	1 mobile freestanding W 272,5 D 266 extended W 501
white	7,5	SHI3QAB
graphite	7,5	SHI3QAG
white	12,5	SHI3QARGB
graphite	12,5	SHI3QARGG

FREESTANDING FIXED EXTENDABLE PERGOLA

2



colour	Ø wheels	2 fixed freestanding W 272,5 D 266 extended W 501
white	7,5	SHI3QAFB
graphite	7,5	SHI3QAFG

ATTACHED EXTENDABLE PERGOLA

3



colour	Ø wheels	3 attached W 272,5 D 266 extended W 501
white	7,5	SHI3QOB
graphite	7,5	SHI3QOG

ACCESSORIES

bracket for fixing posts to the ground of fixed pergola

- white Ref. SHISTAFB • graphite Ref. SHISTAFG

pair of brackets for fitting/blocking post-parapet for fixed and mobile pergolas

- white Ref. STAPSHI2B • graphite Ref. STAPSHI2G

pair of brackets for fitting/blocking post-railing for fixed and mobile pergolas

- white Ref. STARSHI2B • graphite Ref. STARSHI2G

bracket removable to place the mobile pergola on the ground (2 brackets are required for pergola)

- white Ref. STATSHIB • graphite Ref. STATSHIG

ROOFING WITH WOODEN SLATS (NOT PAINTED)

structure colour	standard module	extendable module
white	SHICL3QB	SHICL3QBE
graphite	SHICL3QG	SHICL3QGE

ROOFING WITH MICROPERFORATED SHADE

structure colour	standard module	extendable module
white	SHICM3QB	SHICM3QBE
graphite	SHICM3QG	SHICM3QGE

ROOFING WITH BAMBOO SHADE

structure colour	standard module	extendable module
white	SHICB3QB	SHICB3QBE
graphite	SHICB3QG	SHICB3QGE

SIDE BLINDS

blind W 254 for pergola in white Ref. SHITE3QB

blind W 254 for pergola in graphite Ref. SHITE3QG

post additional for wall for fixing side blind to attached pergola

- white Ref. PSTSHIB • graphite Ref. PSTSHIG





WAVE

Freestanding Pergola.

The structure is in galvanized iron hoops with powder coated finish in graphite colour.
The roofing is slats of treated Nordic pine.

The cover can be personalized with colours from the Unopiù Colour range (p. 277), metal specific paint must be used for the hoops.

❶



❶ - pergola W 550 D 380 H 265 Ref. WAVE





SOLANGE


Attached pergola with gutter and downpipe.

The structure is in laminar wood and can be painted in dark walnut, teak or in colours from the Unopiù Colour range (p. 277).

The roofing is in aluminium louvers with powder coated finish in pale ivory and is adjustable by means of a manual adjustment rod (from 0° to approx 130°).

The independent adjustment of each module allows for the regulation of air and light and offers optimum protection from rain. Roof should be left open in snowy conditions (louvers at 90°). The Solange pergola can be enhanced with square and diamond pattern panels (p. 234) and flowerboxes in wood (p. 236).

1



1 pergola W 406
SOLAN43 D 305
SOLAN44 D 392

2



2 pergola W 605
SOLAN63 D 305
SOLAN64 D 392

The technical drawing measurements refer to the maximum area occupied by the structure when erected on the flat. The front posts supplied are 250 cm high and can be cut on site as required. The pitch of the roof can vary between 10% and 15%. The wall height of the roof varies according to depth and pitch from 312 to 339 cm (with standard posts).

Temporary weight overload is 50kg/m² for Ref. SOLAN43 and SOLAN63, for SOLAN44 and SOLAN 64 it is 40kg/m².

LÉGÈRE

Attached and freestanding pergola extendable in width by means of 186 cm extension modules.

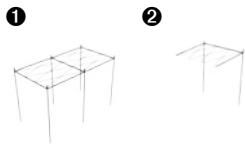
The structure is in galvanized iron with powder coated finish in white gloss or graphite.

The Légère pergola has two types of roofing: a fixed shade or bamboo shade. In winter remove cover to avoid snow overload.

The structure can be enhanced with Caprice side panels and flowerboxes (from p. 190) and with Roof Garden grilles and flowerboxes (from p. 192), to make a perfect shaded area suitable for any context.

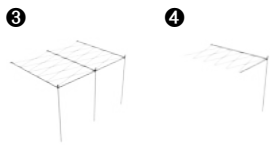


FREESTANDING PERGOLA



colour	1 pergola W 376	2 extension W 186
graphite	PLE201A D 201	PLE201AE D 201
graphite	PLE303A D 303	PLE303AE D 303
graphite	PLE369A D 369	PLE369AE D 369
colour	1 pergola W 376	2 extension W 186
white	PLE201AB D 201	PLE201AEB D 201
white	PLE303AB D 303	PLE303AEB D 303
white	PLE369AB D 369	PLE369AEB D 369

ATTACHED PERGOLA



colour	3 pergola W 376	4 extension W 186
graphite	PLE198 D 198	PLE198E D 198
graphite	PLE301 D 301	PLE301E D 301
graphite	PLE366 D 366	PLE366E D 366
colour	3 pergola W 376	4 extension W 186
white	PLE198B D 198	PLE198EB D 198
white	PLE301B D 301	PLE301EB D 301
white	PLE366B D 366	PLE366EB D 366

bracket for fixing one post to the ground, complete with 3 plugs Ø 10 mm

• white Ref. SAPSB • graphite Ref. SAPS

The attached version can be installed both on level ground or on a slope. With the version on the slope Roof Garden and Caprice side features cannot be installed. The freestanding version can only be installed on level ground. The posts (H 250 cm) must be set in concrete, and for the attached version they can also be fixed with brackets Ref. SAPS, Ref. SAPSB.

BAMBOO SHADES

Kit for bamboo shades made with bamboo canes of varying diameter (from 1 cm to 2 cm each) connected with a stainless steel wire. The kit includes fitting components.

structure	Ref.
PLE198E - PLE198EB - PLE201AE - PLE201AEB	COBAM1
PLE198 - PLE198B - PLE201A - PLE201AB - PLE301E - PLE301EB	COBAM2
PLE303AE - PLE303AEB - PLE366E - PLE366EB - PLE369AE - PLE369AEB	COBAM3
PLE301 - PLE301B - PLE303A - PLE303AB	COBAM4
PLE366 - PLE366B - PLE369A - PLE369AB	COBAM4



FIXED SHADES

Kit for waterproof shade white (39% polyester coated with 61% PVC), with fixing components

- for attached pergola 198 cm deep Ref. CO198
- with 1 extension Ref. CO198E1 • with 2 extensions Ref. CO198E2
- for attached pergola 301 cm deep Ref. CO301
- with 1 extension Ref. CO301E1 • with 2 extensions Ref. CO301E2
- for attached pergola 366 cm deep Ref. CO366
- with 1 extension Ref. CO366E1 • with 2 extensions Ref. CO366E2

Attached pergolas with waterproof shades must be installed with a minimum pitch of 15%.





SOLAIRE

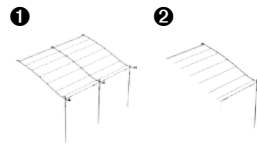
Attached and freestanding pergola, both flat roofed and curved versions available.
Extendable in width using 186 cm extension module.

The structure is in galvanized iron with powder coated finish in graphite.

The Solaire pergola has various types of roofing: fixed shade, roll shade and bamboo shade. In winter remove roofing to avoid snow overloads.

Various models and sizes are available and can be embellished with Caprice side panels and flowerboxes (from p.190) and with Roof Garden grilles and flowerboxes (from p. 192). The Solaire pergola offers great versatility for made to measure areas to suit any furnishing desire or requirement.

ATTACHED PERGOLA CURVED ROOF



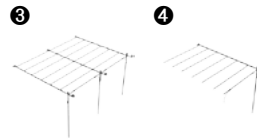
① pergola W 376

PSW1C D 135
PSW2C D 220
PSW3C D 320

② extension W 186

PSW1EC D 135
PSW2EC D 220
PSW3EC D 320

ATTACHED PERGOLA FLAT ROOF



③ pergola W 376

PSP2C D 220
PSP3C D 320

④ extension W 186

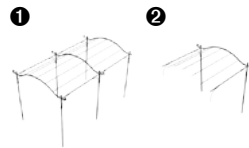
PSP2EC D 220
PSP3EC D 320

bracket for fixing one post to the ground, complete with 3 plugs Ø 10 mm
Ref. SAPS





FREESTANDING PERGOLA CURVED ROOF



1 pergola W 376

PSA2C D 240

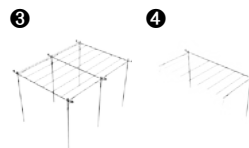
PSA3C D 340

2 extension W 186

PSA2EC D 240

PSA3EC D 340

FREESTANDING PERGOLA FLAT ROOF



3 pergola W 376

PSAP2C D 268

PSAP3C D 362

4 extension W 186

PSAP2EC D 268

PSAP3EC D 362

SOLAIRE STANCHION

stanchion single attached Solaire (beam-post with decoration), D 135 post H 250
Ref. SOL135

The depth of the pergola varies from 135 cm to 362 cm (maximum area occupied including decorations).
The posts are Ø 3 cm h 250 cm. Thus the wall height of the curved attached pergola is: 280 cm for models
135 cm deep, 290 cm for those 220 cm deep, 310 cm for those 320 cm deep.

The posts must be set in concrete, attached Solaire pergolas can also be attached using brackets Ref. SAPS.



SOLAIRE

ROLL SHADES

Kit for adjustable shade in 100% Tempotest acrylic, colour écreu, complete with powder coated aluminium casing, colour graphite, spring retractable mechanism with tracks, for attached pergolas and extensions.

structure	Ref.
PSW2C	CORUS2
PSW2EC	CORUS2E
PSW3C	CORUS3
PSW3EC	CORUS3E
PSP2C	CORUSP2
PSP2EC	CORUSP2E
PSP3C	CORUSP3
PSP3EC	CORUSP3E

Kit for adjustable shade waterproof white (33% polyester coated with 67% PVC), complete with powder coated aluminium casing, colour graphite, spring retractable mechanism with tracks, for attached pergolas and extensions.

structure	Ref.
PSW2C	CORUS2PVC
PSW2EC	CORUS2EPVC
PSW3C	CORUS3PVC
PSW3EC	CORUS3EPVC

FIXED SHADES

kit for waterproof shade white (39% polyester coated with 61% PVC), complete with fixing components

- for curved attached pergola, 135 cm deep Ref. CO135
- with 1 extension Ref. CO135E1
- with 2 extensions Ref. CO135E2
- for curved attached pergola, 220 cm deep Ref. CO220
- with 1 extension Ref. CO220E1
- with 2 extensions Ref. CO220E2
- for curved attached pergola, 320 cm deep Ref. CO320
- with 1 extension Ref. CO320E1
- with 2 extensions Ref. CO320E2
- for curved freestanding pergola, 240 cm deep Ref. CO240
- with 1 extension Ref. CO240E1
- with 2 extensions Ref. CO240E2
- for curved freestanding pergola, 340 cm deep Ref. CO340
- with 1 extension Ref. CO340E1
- with 2 extensions Ref. CO340E2

BAMBOO SHADES

Kit for bamboo shades made with bamboo canes of varying diameter (from 1 cm to 2 cm each) connected with a stainless steel wire. The kit includes fitting components.

structure	Ref.
PSW1C - PSW1EC - PSA2EC	COBAM1
PSW2EC - PSP2EC - PSAP2EC	
PSW2C - PSP2C - PSA2C - PSAP2C	COBAM2
PSW3EC - PSP3EC - PSA3EC - PSAP3EC	
PSW3C - PSP3C - PSA3C - PSAP3C	COBAM3





PROVENCE

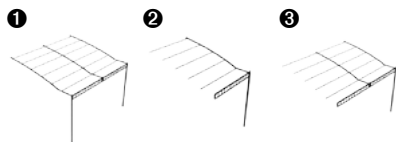
Attached and freestanding pergola, slightly arched with decorated front beam. Available in various depths and widths and extendable with 186 cm single and 372 cm double extension modules.

The structure is in galvanized iron with powder coated finish in graphite.

The Provence pergola has two types of roofing: a fixed shade and a bamboo shade. In winter remove roofing to avoid snow overloads.

The Provence pergola is perfect for shading large areas and is compatible with the iron grilles and flowerboxes from the Roof Garden (from p. 192) and Caprice (from p. 190) ranges.

ATTACHED PERGOLA



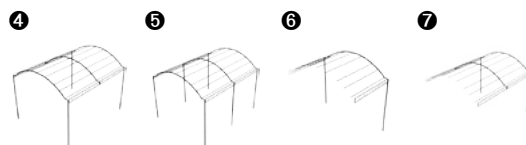
❶ pergola W 376 ❷ extension W 186 ❸ extension W 372

PD300SP D 288 ED300 D 288 ED300D D 288

PD350SP D 338 ED350 D 338 ED350D D 338

PD400SP D 388 ED400 D 388 ED400D D 388

FREESTANDING PERGOLA



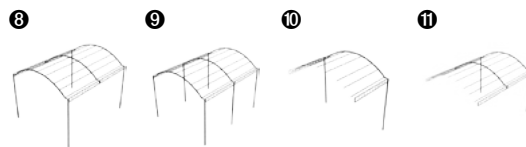
pergola W 376 D 304

❹ - with 4 posts Ref. P300A4

❺ - with 6 posts Ref. P300A6

❻ - extension single in depth W 186 D 304 Ref. E300PS

❼ - extension double in depth W 372 D 304 Ref. E300PD



pergola W 376 D 404

❽ - with 4 posts Ref. P400A4

❾ - with 6 posts Ref. P400A6

❿ - extension single in depth W 186 D 404 Ref. E400PS

⓫ - extension double in depth W 372 D 404 Ref. E400PD

decorative base H 30 for post with floor fixing bracket Ref. DBC

The depth and width refer to the maximum area occupied, the wall measurement is 385 cm.

All attached Provence pergolas have 4 x 4 cm h 240 cm posts giving a wall height of 314 cm for 288 cm deep models; 316 cm for those with a depth of 338 cm and 314 cm for those with a depth of 388 cm.



BAMBOO SHADE

Kit for bamboo shades made with bamboo canes of varying diameter (from 1 cm to 2 cm each) connected with a stainless steel wire. The kit includes fitting components.

structure	Ref.
ED300 - ED350 - ED400 - E300PS - E400PS	COBAM2
PD300SP - ED300D - PD350SP - ED350D - P300A4 - P300A6 - E300PD	COBAM3
PD400SP - ED400D - P400A4 - P400A6 - E400PD	COBAM4



FIXED SHADE

kit waterproof shade (39% polyester coated with 61% PVC), white, complete with fixing components

- for attached pergola 298 cm deep Ref. CO300
- with 1 extension Ref. CO300E1
- with 2 extensions Ref. CO300E2
- for attached pergola 338 cm deep Ref. CO350
- with 1 extension Ref. CO350E1
- with 2 extensions Ref. CO350E2
- for attached pergola 388 cm deep Ref. CO400
- with 1 extension Ref. CO400E1
- with 2 extensions Ref. CO400E2
- for freestanding pergola 304 cm deep Ref. COPA300
- with 1 extension Ref. COPA300E1
- with 2 extensions Ref. COPA300E2
- for freestanding pergola 404 cm deep Ref. COPA400
- with 1 extension Ref. COPA400E1
- with 2 extensions Ref. COPA400E2

AVANTGARDE

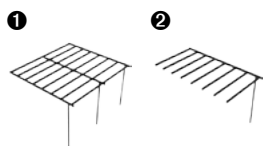
Attached pergola extendable in width using one or more 187 cm extensions.

The structure is in aluminium with powder coated finish in graphite.

The Avantgarde pergola can be completed with two types of roofing: roll shade or bamboo.

Thanks to the possibility of integrating Caprice side panels and flowerboxes (from p. 190) and Roof Garden grilles and flowerboxes (from p. 192) and the flexibility of size at the installation stage, the Avantgarde pergola is a rich and totally modulated system.

ATTACHED PERGOLA



1 pergola W 378

PAL291 D 291
PAL357 D 357
PAL405 D 405
PAL502 D 502

2 extensions W 187

ESPAL291 D 291
ESPAL357 D 357
ESPAL405 D 405
ESPAL502 D 502



ROLL SHADES

Kit for adjustable 100% Tempotest acrylic shade, colour écru, complete with aluminium roller casing with powder coated finish in graphite, spring retractable mechanism with tracks.

structure	Ref.	structure	Ref.
PAL291	COR291	PAL405	COR405
ESPAL291	COR291E	ESPAL405	COR405E
PAL357	COR357	PAL502	COR502
ESPAL357	COR357E	ESPAL502	COR502E

BAMBOO SHADES

Kit for bamboo shades made with bamboo canes of varying diameter (from 1cm to 2cm each) connected with a stainless steel wire. The kit includes fitting components.

structure	Ref.
ESPAL291 - ESPAL357 - ESPAL405 - ESPAL502	COBAM2
PAL291 - PAL357	COBAM3
PAL405 - PAL502	COBAM4

POST- FITTING ACCESSORIES

post additional 4 x 4 H 240 in aluminium with fittings Ref. PALAV

pair of brackets for fitting posts

- to the railing Ref. SFRQ2
- to the parapet Ref. SFPQ2

metal bracket for fixing 4 x 4 cm posts to the ground Ref. SFPGS



*An encounter
at the Grand Hotel*






On the previous page:

Pavilion Elsinore
p. 214

Armchair Mamy
p. 74

Lantern Oslo
p. 262

Sunlounger Henry
p. 144



[1] Sofa York
p. 54

[2] Modular sofa Agorà
p. 16

[3] Mats Pleiadi
p. 256

[4] Coffee table York
p. 54


[5] Lantern Oslo
p. 262

[6] Pouf Agorà
p. 14

[7] Armchair York
p. 54



An empty page, virtual. In a room illuminated only by the light of the PC, Luca is seated at the desk. He is so immersed in that luminous void that he doesn't even realize his mobile phone is ringing. Initially muffled, then loud and annoying, the ring reaches Luca's ear and he is diverted from the nightmare he is living. "Yes?" he answers like a cave-man. "Hello? Am I speaking to Luca Orlandi?" a voice asks. "Yes, this is Luca Orlandi" - "Good evening, this is Gioia. I am the receptionist at the Grand Hotel: I am ringing to tell you that you have won an all-inclusive stay at our hotel." - "... - "Hello??" - "Um... yes, I am here, but... is this a joke?"



Two days later he is walking with uncertain steps across the red carpet in the entrance to the Grand Hotel. On entering the lobby he is overcome by the refinement and splendor and feels a new sense of comfort in the surrounding luxury. "Young man, close your mouth, or you'll swallow a fly." A well-dressed elderly gentleman with a likeable expression accosts him and observes him with a satisfied look. "Oh, yes... Excuse me, I am not used to... to all this..." The old gentleman laughs: "Are you a guest here?" "Yes", replies Luca. "I'm sure that you will get used to "all this" quite quickly"; he replies. Luca immediately becomes friends with Vincenzo: this is the name of the white-haired gentleman who welcomed him.



[1] Pergola Shelter
p. 156

[2] Small armchair Sunlace
p. 50


[3] Table Sunlace
p. 50

[4] Chair Sunlace
p. 50

[5] Pots in stoneware
p. 253



Vincenzo comes from a rich noble family and is a permanent guest at the hotel. The days of his darkest crisis are filed away deep down in his memory: they spend hours happily stretched out on sunloungers beside the pool sipping drinks and chatting, or rather, Luca is mesmerized by Vincenzo's stories, entranced by the gentle rhythm of his voice. They have their meals together, play chess smoking cigars in the shade of the gazebo: Luca feels totally at home in this 50s film or D'Annunzian novel environment. Then on the evening of the second day, Luca enthusiastic and incredulous at what he has learnt, is about to checkmate Vincenzo who suddenly withdraws.



“Check mate!” exclaims Luca jumping out of his armchair, “I’m so sorry” he then adds, “ I didn’t realize this would upset you..” His friend smiles, “Well done, you have outstripped your teacher.” But this isn’t one of his true smiles; this time a shadow crosses his face. “Vincenzo, what’s the matter?”: these three magic words are enough to gently open a crack: his dear chess mate begins to recount. In his youth Vincenzo had given his heart to a young girl who was also a guest at the Grand Hotel, but she was already betrothed to another and there was no way her family would change the wedding plans. He hadn’t seen her again after her brief stay in the hotel, but Vincenzo’s love was still alive and indomitably resurfaced from time to time. Luca, who surprised himself by his seriousness, looked Vincenzo in the eye and said: “I think you will



- [1] Table-tray Morris
p. 104
- [2] Lantern Oslo
p. 262
- [3] Sunlounger Henry
p. 144
- [4] Small armchair and table
Synthesis
p. 30
- [5] Chair, small armchair
table Sunlace
p. 50
- [6] Sofa and armchair Eden
p. 18
- [7] Pavilion Aladin
p. 208

see her again soon.” The following day after an unusually solitary breakfast, the young writer with his case in his hand, headed towards the foyer to enquire at reception if they had seen Vincenzo. He wanted to say goodbye. He was turning to Gioia when he witnessed a scene which he would never have dreamt of seeing in real life: Vincenzo standing paralyzed a few metres from the entrance in front of a splendid silver haired lady of regal deportment and they were smiling as only love can smile. Now Luca knew how to fill that empty page.



ERMITAGE

Attached and freestanding pergola

Available in different depths and widths and extendable using 186 cm single and 372 cm double extension modules

The structure is in galvanized iron with powder coated finish in graphite and is supplied with or without roofing.

The available roofing is: sheets of polycarbonate, fixed shades, roll shades and bamboo shades. Roofing shades must be removed in winter to avoid snow overloads.

The Ermitage pergola is characterized by a decorated front beam and can be completed with Roof Garden grilles and flowerboxes (from p. 192) and Caprice panels and flowerboxes (from p. 190).

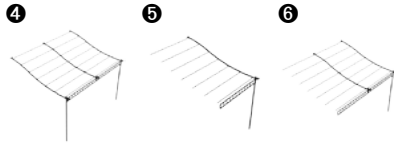


ATTACHED PERGOLA WITH POLYCARBONATE ROOFING



❶ pergola W 376	❷ extension W 186	❸ extension W 372
PE321PC D 321	EE321PC D 321	EE321DPC D 321
PE369PC D 369	EE369PC D 369	EE369DPC D 369
PE393PC D 393	EE393PC D 393	EE393DPC D 393

ATTACHED PERGOLA WITHOUT ROOFING

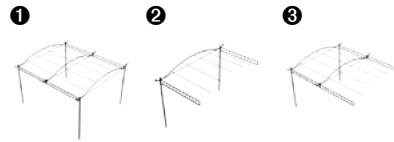


❹ pergola W 376	❺ extension W 186	❻ extension W 372
PE321 D 321	EE321 D 321	EE321D D 321
PE369 D 369	EE369 D 369	EE369D D 369
PE393 D 393	EE393 D 393	EE393D D 393

decorative base H 30 for post with floor fixing brackets Ref. DBC



FREESTANDING PERGOLA WITHOUT ROOFING



❶ pergola W 376

PEA366 D 366
PEA413 D 413

❷

❸ extension W 186

EEA366 D 366
EEA413 D 413

extension W 372

EEA366D D 366
EEA413D D 413

decorative base H 30 for post with floor fixing brackets Ref. DBC

The posts for attached pergolas are 4 x 4 h 240 cm and result in a wall height of: 280 cm for models 321 cm deep; 285 cm for those 369 cm deep; 292 cm for those 393 cm deep.

The temporary weight overload for pergolas with polycarbonate roofing is 35 kg/m².

The compact polycarbonate, 6 mm thick, colour grey fumè, has UV protection on both sides and partially filters the sun's rays, attenuating the accumulation of heat while maintaining brightness.

The posts of the freestanding pergola are 4 x 4 h 280 cm and must be set in concrete.

The above figures refer to the maximum area occupied by the structure, including beams.



FIXED SHADES

Kit for waterproof shades white (39% polyester coated with 61% PV C), complete with fixing components.

- for attached pergolas, 321 cm deep Ref. CO321
- with 1 extension Ref. CO321E1
- with 2 extensions (double 372 cm) Ref. CO321E2
- for attached pergolas, 369 cm deep Ref. CO369
- with 1 extension Ref. CO369E1
- with 2 extensions (double 372 cm) Ref. CO369E2
- for attached pergolas, 393 cm deep Ref. CO393
- with 1 extension Ref. CO393E1
- with 2 extensions (double 372 cm) Ref. CO393E2
- for freestanding pergolas, 366 cm deep Ref. COA366
- with 1 extension Ref. COA366E1
- with 2 extensions (double 372 cm) Ref. COA366E2
- for freestanding pergolas, 413 cm deep Ref. COA413
- with 1 extension Ref. COA413E1
- with 2 extensions (double 372 cm) Ref. COA413E2



ROLL SHADES

Kit for adjustable shade in 100% Tempotest acrylic, colour écu, complete with powder coated aluminium casing, colour graphite, spring retractable mechanism with tracks, for attached pergolas and extensions.

Kit for adjustable shade waterproof white (33% polyester coated with 67% PVC), complete with powder coated aluminium casing, colour graphite, spring retractable mechanism with tracks, for attached pergolas and extensions.

structure	Ref.	structure	Ref.
PE321	CRE32	PE321	CRE32PVC
EE321	CRE32ES	EE321	CRE32ESPVC
EE321D	CRE32ED	EE321D	CRE32EDPVC
PE369	CRE36	PE369	CRE36PVC
EE369	CRE36ES	EE369	CRE36ESPVC
EE369D	CRE36ED	EE369D	CRE36EDPVC
PE393	CRE39	PE393	CRE39PVC
EE393	CRE39ES	EE393	CRE39ESPVC
EE393D	CRE39ED	EE393D	CRE39EDPVC

BAMBOO SHADES

Kit for bamboo shades made with bamboo canes of varying diameter (from 1 cm to 2 cm each) connected with a stainless steel wire. The kit includes fitting components.

structure	Ref.
EE321 - EE369 - EE393 - EEA366 - EEA413	COBAM2
PE321 - EE321D - PE369 - EE369D - PEA366 - EEA366D	COBAM3
PE393 - EE393D - PEA413 - EEA413D	COBAM4

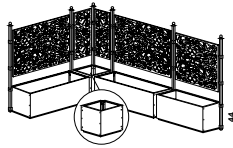
CAPRICE

System of panels and flowerboxes.

The structure is in galvanized iron with powder coated finish in white gloss or graphite.

The panels and flowerboxes are available in various sizes and are perfectly compatible with the iron and aluminium pergolas presented in this catalogue.

Each Caprice panel must be placed between two posts at a distance greater than 8.5 cm from the panel itself and fixed with the kit Ref. EFP4B or EFP4. 4 Prestige couplings in aluminium Ref. G55NCB (white) or G55NC (graphite) are needed to fix the Caprice flowerboxes to the posts making them 37, 109, 157 and 181 cm long and respectively compatible with 30, 102, 150 and 174 cm panels. A 42 x 42 cm corner unit is also available.



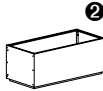
- 1 - panels** in sheet metal with folded edge (*W x H*)
- 30 x 102 • white Ref. GC12B • graphite Ref. GC12G
 - 30 x 150 • white Ref. GC13B • graphite Ref. GC13G
 - 102 x 102 • white Ref. GC22B • graphite Ref. GC22G
 - 102 x 150 • white Ref. GC23B • graphite Ref. GC23G
 - 150 x 102 • white Ref. GC32B • graphite Ref. GC32G
 - 174 x 102 • white Ref. GC42B • graphite Ref. GC42G



The dimensions given are for panel base and height. To obtain a uniform design, these measurements must be respected when ordering and assembling.

2 - flowerboxes in iron (*W x D*)

- 37 x 42 • white Ref. FC37B • graphite Ref. FC37G
- 42 x 42 • white Ref. FC42B • graphite Ref. FC42G
- 109 x 42 • white Ref. FC109B • graphite Ref. FC109G
- 157 x 42 • white Ref. FC157B • graphite Ref. FC157G
- 181 x 42 • white Ref. FC181B • graphite Ref. FC181G



3 - post 4 x 4 H 248 (240 post + 8 decoration)

aluminium with ball finial and couplings for fixing panels

- white Ref. PABC • graphite Ref. PAGC



4 - post 4 x 4 H 240 in aluminium with plastic plug and couplings for fixing panels

- white Ref. PABCT • graphite Ref. PAGCT



5 - coupling Prestige 5.5 x 5.5 H 6 in aluminium with powder coated finish, for fixing flowerboxes to 4 x 4 aluminium posts

- white Ref. G55NCB • graphite Ref. G55NC



6 - pair of brackets for fixing the parapet to 4 x 4 post

- white Ref. SFPQ2B • graphite Ref. SFPQ2



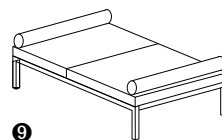
7 - pair of brackets for fixing railing to 4 x 4 posts

- white Ref. SFRQ2B • graphite Ref. SFRQ2



8 - kit of 4 components for fixing 1 panel to posts

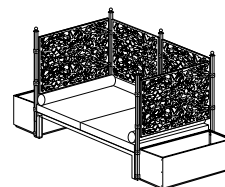
- white Ref. EFP4B • graphite Ref. EFP4



9

9 - relaxation island W 160 x D 220 H 50 complete with 1 mattress divided into 2 parts and 2 cylindrical cushions with removable covers in 100% acrylic, off white with Velcro strips for fixing to mattress; structure in galvanized iron with powder coated finish

- white Ref. ISCABC
- graphite Ref. ISCAGC



The structure illustrated was assembled using

- 5 aluminium 4 x 4 cm posts (Ref. PABC)
 - 2 panels 102 x 102 cm (Ref. GC22B)
 - 2 panels 150 x 102 cm (Ref. GC32B)
 - 2 flowerboxes 42 x 157 cm (Ref. FC157B)
 - 2 flowerboxes 42 x 109 cm (Ref. FC109B)
- with relative fixing components.

ROOF GARDEN

System of grille panels and flowerboxes created to screen, enclose and decorate areas in an infinite number of combinations.


The structure is in galvanized iron with powder coated finish in white gloss or graphite. The panels, with diamond or square pattern, are available in various sizes and special shapes.

The Roof Garden system is the natural complement to Unopiù iron and aluminium pergolas.

PANELS IN DIAMOND PATTERN

❶ - grilles of iron with (13 x 13) perforated pattern in sheet metal with folded edges (*W x H*)

- 30 x 102 Ref. GRFR12
- 30 x 150 Ref. GRFR13
- 102 x 102 Ref. GRFR22
- 102 x 150 Ref. GRFR23
- 174 x 102 Ref. GRFR42

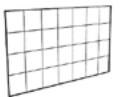


Also available in white, to order add the letter "B" to the article code., e.g.: GRFR12B

PANELS IN SQUARE PATTERN

❷ - grilles in iron 23.2 x 23.2 square pattern of crisscrossed iron rods within a frame (*W x H*)

- 30 x 102 Ref. GRF12
- 30 x 150 Ref. GRF13
- 102 x 102 Ref. GRF22
- 102 x 150 Ref. GRF23
- 150 x 150 Ref. GRF33
- 174 x 102 Ref. GRF42
- 174 x 150 Ref. GRF43



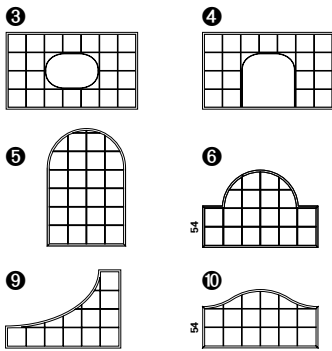
The photos show only a sample of all the features of the collection and are but a taste of the infinite possible solutions.



SPECIALY SHAPED PANELS

grilles square mesh pattern (*W x H*)

- ③ 174 x 102 Ref. GRF42E
- ④ 174 x 102 Ref. GRF42A
- ⑤ 102 x 152 Ref. GRF2A
- ⑥ 150 x 100 Ref. GRF3M
- ⑦ 150 x 54 Ref. GRF3R
- ⑧ 150 x 54 Ref. GRF3U
- ⑨ 150 x 102 Ref. GRF3S
- ⑩ 150 x 76 Ref. GRF3O




Each grille must be placed between two posts at a distance greater than 9 cm in respect to the grille itself, using kit Ref. EFP4.

BRIDGE OPENING **

⑪ - **components** including 2 capitals and 1 connecting piece in iron to bridge a gap and create an entrance

- *W 183* Ref. ECF183
- *W 262* Ref. ECF262



Also available in white, to order add the letter "B" to the article code, e.g.: ECF183B

CAPPING PIECES

components Ø 2 in iron to fix two posts, alone or with the relative grilles

length	⑫ straight	⑬ curved	
39	COF1L		 ⑫
111	COF2L	COF2C	
159	COF3L	COF3C	
183	COF4L	COF4C	 ⑬

Also available in white, to order add the letter "B" to the article code, e.g.: ECF183B

FITTING COMPONENTS

⑭ - **hardware kit** for fixing panels to posts Ref. EFP4

Also available in white, to order add the letter "B" to the article code



BEAMS

⑮ - **beams** in iron to fix to walls or iron posts to create overhangs of the following lengths

- *D 135* Ref. TC135F
- *D 220* Ref. TC220F
- *D 320* Ref. TC320F

wire galvanized 80 ml to support climbing plants Ref. FIL80



POSTS AND FITTING COMPONENTS

post Ø 3 H 75 in iron with fixing bracket, bracket cover and ball finial decoration

- ⑯ single with couplings for fixing grilles Ref. PFS75C
- ⑰ double with couplings for fixing grilles Ref. PFD75C

post Ø 3 H 260 in iron with ball finial decoration

- ⑱ single with couplings for fixing grilles Ref. PFSG
- ⑲ double with couplings for fixing grilles Ref. PFDG
- ⑳ single, couplings not included Ref. PFS

pair of brackets for fixing post

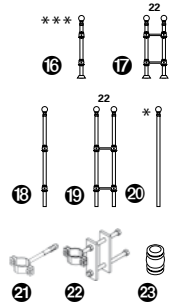
- ㉑ to masonry parapet Ref. SFP2
- ㉒ to iron railing Ref. SFR2
- ㉓ aluminium coupling for iron post Ref. G33NC

Also available in white, to order add the letter "B" to the article code, e.g.: PFS75CB

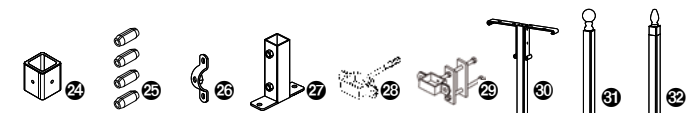
(*) Single posts, couplings excluded, used to fix capping pieces, while single posts with couplings are used for bridging and creating openings.

(**) Components can be cut to size, according to the width of the gap to be bridged.

(***) Each post is fixed to the parapet using brackets with 3 masonry plugs Ref. TFP or with chemical plugs Ref. TC6SP (see p. 270), according to the nature of the parapet.



PRESTIGE COUPLING - FITTINGS



②④ - **coupling Prestige** 5.5 x 5.5 H 6 in aluminium with fittings with powder coated finish in graphite, for fixing grilles and flowerboxes to 4 x 4 iron posts Ref. G55NC

②⑤ - **kit of 4 components** for fixing graphite iron grilles Ref. EFP4

②⑥ - **kit of 4 components** for fixing white iron grilles Ref. EFP4B

②⑥ - **bracket** for fixing graphite iron grilles to the wall Ref. SFPG

②⑥ - **bracket** for fixing white iron grilles to the wall Ref. SFPGB

②⑦ - **bracket** for fixing 4 x 4 posts to the ground Ref. SFPGS

②⑧ - **pair of brackets** for fixing 4 x 4 posts to parapet Ref. SFPQ2

②⑨ - **pair of brackets** for fixing 4 x 4 posts to railing Ref. SFRQ2

③① - **post** 4 x 4 H 240 in iron with fittings for fixing to decorated beam Ref. PQF

③① - **post** 4 x 4 H 240 in iron with "ball" for Ermitage pergola Ref. PQS

③② - **post** 4 x 4 H 240 in iron with "pinecone", for Provence pergola Ref. PQP

In Ermitage pergolas the distance between the supporting wall and the posts is compatible with the dimensions of the grilles and flowerboxes which can be used to fully enclose the sides, Provence pergolas can be only partially closed. To fix flowerboxes and grilles the following items are necessary: Prestige couplings, side posts with finial pinecone decoration and, where necessary, front post with fittings for fixing to the centre of the decorated beam.



ATTACHED FLOWERBOXES



1
model "Merli"



2
model "Rosetta"

dimensions	1 model	Ref.	2 model	Ref.
37 x 42.5	Merli	FME37	Rosetta	FRS37
42.5 x 42.5	Merli	FME41	Rosetta	FRS41
109 x 42.5	Merli	FME109	Rosetta	FRS109
157 x 42.5	Merli	FME157	Rosetta	FRS157
181 x 42.5	Merli	FME181	Rosetta	FRS181

The Rosetta model is also available in white, to order add the letter "B" to the article code, e.g.: FRS37B

FREESTANDING FLOWERBOXES



3
model "Merli"

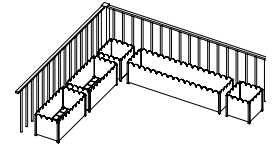


4
model "Rosetta"

dimensions	3 model	Ref.	4 model	Ref.
45 x 45	Merli	FAME45	Rosetta	FARS45
109 x 45	Merli	FAME109	Rosetta	FARS109
157 x 45	Merli	FAME157	Rosetta	FARS157
181 x 45	Merli	FAME181	Rosetta	FARS181

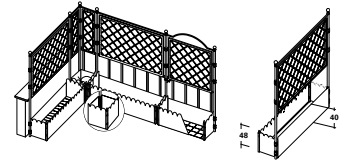
The Rosetta model is also available in white, to order add the letter "B" to the article code, e.g.: FARS45B

Freestanding Roof Garden flowerboxes can only be used as autonomous units and although compatible with items of the System, with the exception of Merli 45 x 45 cm model, they cannot be affixed to them. Therefore they must be used as separate features or where grilles have already been installed.



Attached Roof Garden flowerboxes must only be used with posts, grilles and the other accessories suggested on pp. 192-193. 4 aluminium couplings Ref. G33NC, p. 193 are necessary for fixing to posts, making the length of the flowerboxes 37, 109, 157 e 181 cm and respectively compatible with 30, 102, 150 e 174 cm grilles.

A 42.5 x 42.5 corner unit is also available.



BENCH FOR FLOWERBOXES

bench 108.5 x 44.6 H 12.5 in galvanized iron with powder coated finish in graphite complete with fixing components for fixing two Roof Garden flowerboxes, both attached and freestanding Ref. PAROF



RIVIERA

Modular fencing system composed of various types of panels, gates and accessories.

The structure is in galvanized iron with powder coated finish in graphite and is compatible with structures and pergolas in iron. The system can be enhanced with a series of accessories: decorative metal screen, wrought iron decoration and handrail, iron bracket cover and fixing components.

1 - panel straight (W x H)

- 102 x 80 Ref. RF102
- 150 x 80 Ref. RF150
- 174 x 80 Ref. RF174

2 - panel W 102 H 95 arched Ref. RF102A

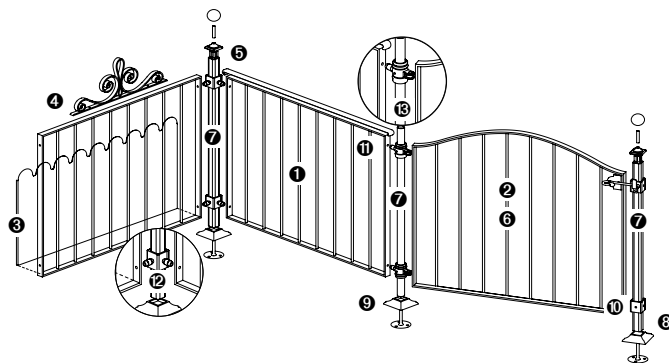
3 - screen in decorated sheet metal (W x H)

- 100 x 45 Ref. SRF102
- 148 x 45 Ref. SRF150
- 172 x 45 Ref. SRF174

The system is composed of panels (1) H 80 cm and 102, 150 or 174 cm long. The panels can be completed with a metal screen (3), a decoration (4) or a handrail (5) in wrought iron. A gate is also available (6).

Each panel (1) and the gate (6) are installed between two round or square iron posts (7) complete with capital, ball and fixing bracket with relative bracket cover (8 o 9).

The distance between the posts must be 9 cm greater than the length of the panel or the width of the gate. Aluminium couplings (10 or 11) a kit of fixed (2) or articulated components (3), where panels aren't connected in a straight line, are provided for fixing panels to posts.



4 - decoration W 60 H 22 in wrought iron with fixing components for straight panels Ref. FRE60

5 - handrail in wrought iron

- W 106 Ref. COF102
- W 154 Ref. COF150
- W 178 Ref. COF174

6 - gate W 102, complete with hinge and lock

- straight H 80 Ref. CF102
- arched H 95 Ref. CF102A

7 - post H 120 in iron complete with capital, ball and bracket with relative stops for fixing to the ground

- square 4 x 4 Ref. PQRF
- round Ø 3 Ref. PRRF

8 - bracket cover for square iron post Ref. SPQRF

9 - bracket cover for round iron post Ref. SPRRF

10 - coupling in aluminium with components for fixing to square post Ref. G55NUC

11 - coupling in aluminium with components for fixing to round post Ref. G33NUC

2 - kit of 4 components for fixing panels to aluminium couplings Ref. EFP4

3 - kit of 2 articulated components for fixing panels to aluminium couplings Ref. GSR2

CLASSIQUE

Attached or freestanding pergola.

Available in various depths and one width and can be enlarged in width with one or more 186 cm single extension modules. For the open front span version (with no central post) 372 cm double extension modules are available.

The structure is in treated Nordic pine and can be painted in dark walnut, teak, or in colours from the Unopiù Colour range (p. 277).

The pergola can be completed with various types of roofing: sheets of polycarbonate, matchwood slats, roll shades and blinds, fixed shades and bamboo shades (from p. 201).

The structure can be enhanced with style features (p. 200) and completed with flowerboxes and planters (from p. 236) and trellises (from p. 234) creating an authentic versatile modular system, made to measure and thus able to adapt to absolutely any space.

ATTACHED PERGOLA WITH SINGLE OPEN FRONT SPAN



1 pergola W 445	2 extension W 186	3 extension W 372
PW220SP D 220	EPW220S D 220	EPW220D D 220
PW283SP D 283	EPW283S D 283	EPW283D D 283
PW349SP D 349	EPW349S D 349	EPW349D D 349
PW406SP D 406	EPW406S D 406	EPW406D D 406
PW506SP D 506	EPW506S D 506	EPW506D D 506
PW592SP D 592	EPW592S D 592	EPW592D D 592





CLASSIQUE

STANDARD ATTACHED PERGOLA

1



2



1 pergola W 445

PW220 D 220

PW283 D 283

PW349 D 349

PW406 D 406

PW506 D 506

PW592 D 592

2 extension W 186

PW220EX D 220

PW283EX D 283

PW349EX D 349

PW406EX D 406

PW506EX D 506

PW592EX D 592

FREESTANDING PERGOLA

3



4



3 pergola W 445

PA326 D 326

PA392 D 392

PA449 D 449

PA578 D 578

4 extension W 186

PA326EX D 326

PA392EX D 392

PA449EX D 449

PA578EX D 578



JULIENNE

Attached and freestanding pergola.

Structure in treated Nordic pine.
Roofing in treated Nordic pine slats.

The pergola can be bought with just the roofing in wooden slats, or the Nuage shade (p. 202) or the motorized roll shade (p. 203) can be added to the structure.

The structure and the roofing can be painted in dark walnut, teak or in colours from the Unopiù Colour range (p. 277).
The pergola is available with different depths and is extendable in width using one or more extension modules, 186 cm single or 372 cm double.

Completing the structure with style features (p. 200), planters and flowerboxes (from p. 236) and trellises (from p. 234) creating an authentically versatile modular system, made to measure and thus able to furnish a terrace, a garden or any outdoor area.

ATTACHED PERGOLA



1 pergola W 429

JU283 D 283
JU349 D 349
JU406 D 406
JU506 D 506


2 extension W 186

JU283ES D 283
JU349ES D 349
JU406ES D 406
JU506ES D 506

3 extension W 372

JU283ED D 283
JU349ED D 349
JU406ED D 406
JU506ED D 506

FREESTANDING PERGOLA



4 pergola W 429

JU326A D 326
JU392A D 392
JU449A D 449
JU578A D 578

5 extension W 186

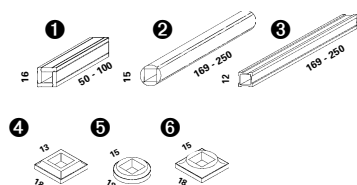
JU326AES D 326
JU392AES D 392
JU449AES D 449
JU578AES D 578



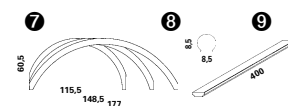
STYLE FEATURES

Arches, capitals, balls and finishing treatments for posts used to decorate all Unopiù wood structures.

Style features in treated Nordic pine can be painted in dark walnut, teak or in colours from the Unopiù Colour range (p. 277).



- 1 - cladding kit** standard post
 - W 50 Ref. RB50
 - W 100 Ref. RB100
- 2 - cladding kit** post with round features
 - W 169 Ref. RR169
 - W 250 Ref. RR250
- 3 - cladding kit** post with square features
 - W 169 Ref. RQ169
 - W 250 Ref. RQ250
- 4 - kit capital** square-square Ref. CQQ
- 5 - kit capital** round-round Ref. CRR
- 6 - kit capital** square-round Ref. CQR



- 7 - arch**
 - 7 x 7 x 115,5 Ref. AR115
 - 7 x 7 x 148,5 Ref. AR148
 - 7 x 7 x 177 Ref. AR177
- 8 - ball** Ø 9 Ref. SFE90
- 9 - capping piece** 4.5 x 11.7 H 400 Ref. T451174C



VERTICAL BLINDS

Drop awnings and Roman blinds.

Created to partially or totally enclose Unopiù structures in wood. Drop awnings are wind resistant to 49 km/hr.

The structure of the drop awnings is in aluminium with powder coated finish, colour sand. The waterproof blind is 39% polyester coated with 61% PVC, colour champagne; the transparent central waterproof pane is in 100% PVC "Cristal Plus 500". The opening/closing mechanism is manual by means of a manual adjustment rod. The maximum height of the awning (including awning casing) is 250 cm; the height of the sections and side guides can be modified during installation if required. Steel screws are used for the awning. EC trademark in accordance with UNI EN 13561/2004 guidelines.



- 1 - roman blinds** in 100% acrylic, colour écru, complete with pelmet, bitt and nylon cord
 - W 148,5 H 200 Ref. TEVER148
 - W 177 H 200 Ref. TEVER177
- 2 - straight drop awning** in waterproof fabric, with casing, side sections and guides in aluminium with powder coated finish, colour sand
 - W 148,5 H 250 Ref. TEC148
 - W 177 H 250 Ref. TEC177
 - W 241,5 H 250 Ref. TEC241
 - W 273,5 H 250 Ref. TEC273

ROOFING

Wooden structures have a great variety of roofing both waterproof and shade: polycarbonate, matchboard with felt or bitumen roof shingles, blinds or roll shades, fixed shades or bamboo shades.

① - POLYCARBONATE

sheets of multiwall **polycarbonate** 6 mm thick complete with fittings

- *W 98,5 D 300* Ref. POL63
- *W 98,5 D 400* Ref. POL64

section "H" joint in polycarbonate

- *W 300* Ref. PROH3
- *W 400* Ref. PROH4

flashing in galvanized sheet metal painted brown

- *W 100* Ref. CG6
- *W 220* Ref. CG7

Polycarbonate roofing can be applied to any model of **Classique** pergola to a maximum depth of 400 cm. Assembly is quick and easy and can also be applied to pre-existing structures. Minimum pitch 5%.

② - MATCHBOARD

treated **matchboard** roofing slats, *12,5 x 89 mm* of varying lengths

- price refers to a finished area of 1 m² Ref. CO12P

treated **matchboard** roofing slats, *21 x 107 mm* of varying lengths

- price refers to a finished area of 1 m² Ref. CO21P

roofing felt reinforced polyester, slate flake, *6 m²* rolls

- brick red Ref. GUAR6
- green Ref. GUA6

10 m² rolls

- brick red Ref. GUAR10
- green Ref. GUA10

waterproofing with **bitumen roof shingles** complete with fittings the price refers to a finished area of 1m²

- brick red Ref. TECACR
- green Ref. TECAC

flashing galvanized sheet metal painted brown

- *W 100* Ref. CG6
- *W 220* Ref. CG7

Matchboard roofing is compatible with all **Classique** pergolas to a maximum depth of 500 cm. The 12,5 mm thickness must be waterproofed only with roofing felt, whilst the 21 mm thickness can be waterproofed with roofing felt or bitumen roof shingles. Pitch: 2% minimum with roofing felt, 18% with bitumen roof shingles.

When using waterproof roofing consider possible weight overloads, if in doubt consult an expert.

③ - BAMBOO SHADES

Shade kit made with bamboo canes of varying diameter (from 1 to 2cm) connected by a stainless steel wire. Kits are supplied complete with fittings.

matched to the following pergola and extension codes	Ref.
PW220EX - PW283EX - PW349EX - PA326EX	COBAM2L
PW220 - PW406EX - PW506EX - PA392EX - PA449EX	COBAM3L
PW283 - PW349 - PW592EX - PA326 - PA578EX	COBAM4L
PW406 - PA392 - PA449	COBAM5L
PW506	COBAM6L
PW592 - PA578	COBAM7L

bamboo shades *W 185 D 250* in bamboo Ref. BAMR



ROOFING

1 - OMBRA SHADE

Adjustable shade, 100% acrylic fabric, colour écreu, complete with tracks, fittings and aluminium support rails color ivory, PVC seals, tensioner and pulley. Compatible with **Classique** attached pergolas. Each roofing kit is for one 177 cm module.

dimensions (W x D)	Ref.	dimensions (W x D)	Ref.
163 x 220	OM220	163 x 406	OM406
163 x 283	OM283	163 x 506	OM506
163 x 349	OM349	163 x 592	OM592

2 - NUAGE SHADE

Waterproof shade (31% polyester coated with 69% PVC), white, glides on tracks, manually operated. Compatible with **Classique** and **Julienne** pergolas both attached and freestanding. In snowy or strong windy conditions must be closed and protected under a protective canopy.

pergola (W x D)	Ref.	pergola and 1 extension 186 cm (W x D)	Ref.
400 x 177	TN177	586 x 177	TN177E1
400 x 240	TN240	586 x 240	TN240E1
400 x 306	TN306	586 x 306	TN306E1
400 x 363	TN363	586 x 363	TN363E1
400 x 463.5	TN463	586 x 463.5	TN463E1
400 x 492	TN492	586 x 492	TN492E1
400 x 549	TN549	586 x 549	TN549E1

protective canopy Nuage W 410 D 40 aluminium, in white for pergola

- Julienne Ref.TENU410JU
- Classique Ref.TENU410CL

protective canopy Nuage W 596 D 40 aluminium, in white for pergola with 1 single 186 cm extension

- Julienne Ref.TENU596JU
- Classique Ref.TENU596CL



③ - MOTORIZED ROLL SHADE

Shade of microperforated fabric (50% polyester coated with 50% PVC) colour écreu. Aluminium structure and tracks with ivory powder coated finish. Compatible with the **Classique** and **Julienne** attached or freestanding pergolas.

adjustable shade motorized with remote control.

pergola (W x D)	Ref.	extension (W x D)	Ref.
372 x 277	ROM0277	186 x 277	ROM0277E
372 x 343	ROM0343	186 x 343	ROM0343E
372 x 400	ROM0400	186 x 400	ROM0400E



④ - ROLL SHADE

Compatible with **Classique**, pergola, supplied complete with aluminium casing, gloss ivory finish, spring loaded roller and tracks.

adjustable shade 100% acrylic Tempotest, colour écreu

- W 372 D 400 (for pergola) Ref. ROLL
- W 186 D 400 (for extension) Ref. ROLLE

adjustable shade (PVC 67%, polyester 33%) colour white

- W 372 D 400 (for pergola) Ref. ROLLPVC
- W 186 D 400 (for extension) Ref. ROLLEPVC



⑤ - ONDA SHADE

Shade of 100% acrylic, Tempotest, white H 163 cm available either as a complete kit for 177 cm modules or by the square metre, fittings excluded.

- **1 m² of onda shade** H 163 cm Ref. TONA163
- **fabric grip** for each piece Ref. ELFE163

match the following pergola codes	Ref.	match the following pergola codes	Ref.
PW220 - PW220SP	ON220E	PA326	ON326E
PW283 - PW283SP	ON283E	PA392	ON392E
PW349 - PW349SP	ON349E	PA449	ON449E
PW406 - PW406SP	ON406E	PA578	ON578E
PW506 - PW506SP	ON506E		
PW592 - PW592SP	ON592E		

The table refers to the Onda shade kit complete with fittings for covering one 177 cm module for **Classique** attached or freestanding pergolas.

Made of solution dyed 100% acrylic, Tempotest is a weatherproof fabric guaranteed colourfast (UVA, UVB) and weatherproof. It is also non-perishable, mildew resistant and water/oil repellent. For further information, see p. 233.



IDÉALE

Attached pergola-veranda, available in two depth and three width sizes.

The structure is of treated laminar Nordic pine and can be painted in dark walnut, teak or the Colours of the Unopiù Colour Range (p. 277).

The pergola is available without roofing, with roofing in polycarbonate (minimum pitch 5%), with wood and bitumen roof shingles roofing (minimum pitch 18%) and with just a wood roof. Where there are adjoining corner walls it is possible to connect two Idéale pergolas using special connectors.

Accessory features

Gutter and downpipe in copper.

Side gables in matchwood or aluminium windows.

Front infill in matchboard.

Adjustable shades in 100% white cotton.

Roofing felt with slate flakes, posts in laminar wood.

Style features (p. 200)

Fixed or sliding aluminium windows (p. 220).

Iron framed windows or panels (p. 220).

Planters and flowerboxes (from p. 236).

Square or diamond pattern trellises (from p. 234)

Vertical blinds (p. 200)



PERGOLA WITH POLYCARBONATE ROOFING



❶ with polycarbonate roofing
D 305

PID43P W 406
PID53P W 506
PID63P W 606

❷ with double sided
polycarbonate roofing
D 305

PID43PSC W 406
PID53PSC W 506
PID63PSC W 606

❶ with polycarbonate roofing
D 405

PID44P W 406
PID54P W 506
PID64P W 606

❷ with double sided
polycarbonate roofing
D 405

PID44PSC W 406
PID54PSC W 506
PID64PSC W 606

CORNER CONNECTOR FOR DOUBLESIDED POLYCARBONATE ROOFING

❸ - connector corner

- 301 x 301 Ref. RAID3PSC
- 390 x 390 Ref. RAID4PSC



IDÉALE



ROOFING FELT

roofing felt with slate flake 4 mm thick available in rolls

- brick red from 6 m² Ref. GUAR6
- brick red from 10 m² Ref. GUAR10
- green from 6 m² Ref. GUA6
- green from 10 m² Ref. GUA10

post in laminar wood 9 x 9 H 250 with fittings
Ref. PL9925T

GUTTER

kit gutter in copper with down pipe and fittings included

- for pergolas W 406 Ref. CG406
- for pergolas W 506 Ref. CG506
- for pergolas W 606 Ref. CG606
- for corner connector kit side 301 Ref. CGA301
- for corner connector kit side 390 Ref. CGA390

PERGOLA



1 without roofing
D 305

2 roofing in wood
D 305

3 roofing in wood
and bitumen roof shingles D 305

PID43 W 406
PID53 W 506
PID63 W 606

TE43 W 406
TE53 W 506
TE63 W 606

PI43LR W 406
PI53LR W 506
PI63LR W 606

1 without roofing
D 405

2 roofing in wood
D 405

3 roofing in wood
and bitumen roof shingles D 405

PID44 W 406
PID54 W 506
PID64 W 606

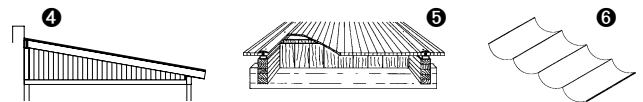
TE44 W 406
TE54 W 506
TE64 W 606

PI44LR W 406
PI54LR W 506
PI64LR W 606

Kits for Idéale pergolas with wood roofing can also be finished with terracotta tiles, following the application of waterproof roofing felt. The increased weight necessitates additional weight bearing posts to give a single open front span no greater than 250-300 cm. Idéale pergolas are available in various versions: with no roof, with 16 mm thick polycarbonate roofing, with double sided polycarbonate, with wood and bitumen roof shingles, colour brick red (green on request) or just a wood roof.

The double sided 16 mm polycarbonate has one side with UV protection, the other reflects the sun's rays attenuating the heat while maintaining the same brightness.

GABLE AND FRONT INFILL - SHADE



4 - **side gable** in 12 mm double sided treated matchboard, with fittings and wall post for pergolas of a depth of

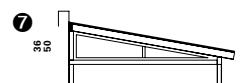
- D 300 Ref. TIDL3
- D 400 Ref. TIDL4

5 - **front infill module** (load bearing beam-roofing) 100 cm wide in double sided treated 12 mm matchboard, fittings included
Ref. TIDF

6 - **shade** adjustable in 100% cotton, off white with accessories, for Idéale pergola module 100 cm wide and 300 or 400 cm deep Ref. TEPLI

7 - **pair of side gables** aluminium window panels (right and left), excluding glass, including fitting accessories for pergolas of a depth of

- D 300 white gloss Ref. TIDLA3B
- D 300 graphite Ref. TIDLA3G
- D 400 white gloss Ref. TIDLA4B
- D 400 graphite Ref. TIDLA4G



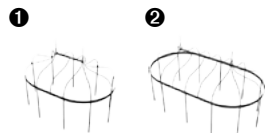


ALADIN

Oval pavilion available in two sizes.

The structure is in galvanized iron with powder coated finish in graphite. The posts in iron max \varnothing 6 cm and H 280 cm must be set in concrete.

The pavilion is completed with a white waterproof cover and attractive cotton "Indian gauze" curtains (p. 256).



pavilion

❶ W 602 D 418 with 10 posts Ref. PAL600

❷ W 786 D 418 with 12 posts Ref. PAL800

waterproof cover in 39% polyester coated with 61% PVC, including fittings

• for pavilion 602 x 418 Ref. TIPAG

• for pavilion 786 x 418 Ref. TIPAG

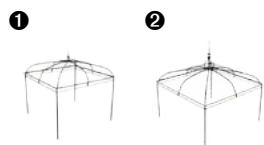
indian gauze in 100% cotton, off white, available in rolls of 75 m H 167 cm, including fittings Ref. GA75C



TIBISCO

Square pavilion available in two sizes. The structure is in galvanized iron with powder coated finish in graphite and can be integrated with spandrels and decorations at the base of the posts.

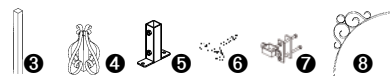
The cover is in a waterproof white fabric (39% polyester coated with 61% PVC).



- 1 - pavilion** *W 328 D 328*
complete with 4 posts 4 x 4 H 280 Ref. PTD320
waterproof cover Ref. TPT320
- 2 - pavilion** *W 404 D 404*
complete with 4 posts 4 x 4 H 280 Ref. PTD400
waterproof cover Ref. TPF400



FITTINGS - ACCESSORIES



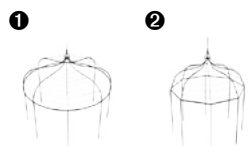
- 3 post** *4 x 4 H 280*
with fittings Ref. PF4428
- 4 decorative base** post *H 30*
with bracket for fixing to ground Ref. DBC
- 5 bracket** for fixing 4 x 4 posts to the ground
Ref. SFPGS
- 6 pair of brackets** for fixing 4 x 4 posts
to parapet A Ref. SFPQ2
- 7 pair of brackets** for fixing 4 x 4
posts to railing Ref. SFRQ2
- 8 set of 2 spandrels** *W 98 H 98*
with fittings Ref. CAFER2

TRISTAN

Octagonal or round pavilion, complete with steel wires for the support of climbing plants.

The structure is in galvanized iron with powder coated finish in graphite and can be completed with iron grilles from the Roof Garden range (from p.192).

The cover is in waterproof white fabric (39% polyester coated with 61% PVC).



❶ **pavilion round** Ø 415 with 8 round posts Ø 3 H 250 in iron and galvanized steel wire Ref. PATRR

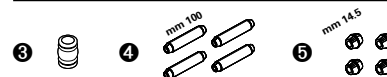
❷ **pavilion octagonal** side 122 (max Ø 333) with 8 round posts Ø 3 H 250 in iron and galvanized steel wire Ref. PATRO

waterproof cover with fittings for pavilion

- round Ref. TINTR
- octagonal Ref. TINTO



ACCESSORIES



❸ - **coupling** in aluminium for fixing iron grilles to pavilion Ref. G33NCT

❹ - **hardware kit** in aluminium for fixing 1 square or diamond pattern metal grille to octagonal pavilion Ref. EFP4TO

❺ - **hardware kit** in aluminium for fixing 1 iron grille to round pavilion

- diamond pattern Ref. EFPR4TR
- square pattern Ref. EFPQ4TR

Grilles 102 cm long are suitable for octagonal pavilions, and grilles 150 cm long for round pavilions.

FOURSEASON

Square gazebo in galvanized iron with powder coated finish in graphite.

The cover is in waterproof white fabric (39% polyester coated with 61% PVC).

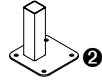
The Fourseason gazebo can be completed with Caprice panels and flowerboxes (from p.190), with grilles and flowerboxes from the Roof Garden range (from p.192) and enhanced with cotton "Indian gauze" curtains (p. 256).

①



- ① - gazebo complete with 4 posts 4 x 4 H 240 and waterproof cover
- without gutter W 378 D 378 Ref. GAFOD
 - with gutter and downpipe W 410 D 410 Ref. GAFOG

ACCESSORIES



post additional 4 x 4 H 240

with supports for fixing metal grilles Ref. PGF4424

- ② - bracket for fixing 4 x 4 posts to the ground Ref. STPGF
- ③ - bracket for fixing 4 x 4 additional posts to the ground 4 x 4 Ref. SFPGS
- ④ - pair of brackets for fixing 4 x 4 posts to parapet Ref. SFPQ2
- ⑤ - pair of brackets for fixing 4 x 4 posts to railing 4 x 4 Ref. SFRQ2



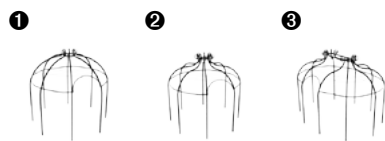


HARMONY

System of modular elements for the creation of attached and freestanding pergolas and oval and round pavilions.

The structure of the Harmony system is in galvanized iron with powder coated finish in graphite.

The pavilion is completed with a white waterproof cover and decorative iron panels.



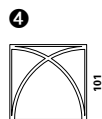
- ❶ - **pavilion** round $\varnothing 273$ with 8 stanchions $H 310$ "single curve" Ref. PHARCS
- ❷ - **pavilion** round $\varnothing 273$ with 8 stanchions $H 310$ "double curve" Ref. PHARCD
- ❸ - **pavilion** oval $W 378 D 276$ with 8 stanchions $H 310$ "double curve" Ref. PHAOCD

SHADE - PANEL

waterproof cover for round pavilion

- "single curve" Ref. TINHRS
- "double curve" Ref. TINHRD

waterproof cover for oval pavilion "double curve" Ref. TINHOD



- ❹ - **decorative square panel** 101×101 with fittings, for one side of the pavilion Ref. PHAQ



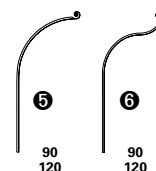
HARMONY IRON STANCHIONS

❺ - **stanchions** $4 \times 4 H 310$, a "single curve"

- $D 90$ Ref. SHACS90
- $D 120$ Ref. SHACS

❻ - **stanchions** $4 \times 4 H 310$, a "double curve"

- $D 90$ Ref. SHACD90
- $D 120$ Ref. SHACD €



pair of brackets with bolts for fixing Harmony stanchions to the pavement Ref. SDH

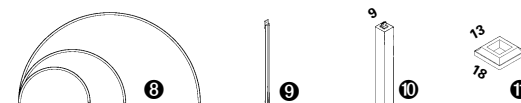
ALUMINIUM SPACER BARS

❼ - **spacer bars** with fittings

- $L 61.4$ Ref. D1A
- $L 123.9$ Ref. D2A
- $L 156.9$ Ref. D3A
- $L 185.4$ Ref. D4A



ARCHES AND POSTS



❸ - **arch** in iron "T" section

- $\varnothing 124$ Ref. AF124
- $\varnothing 185.5$ Ref. AF186
- $\varnothing 314.5$ Ref. AF315

❹ - **post** in iron "T" section $4 \times 4 H 270$ Ref. PFT27 €

❺ - **post** square in treated wood 9×9

- $H 220$ Ref. PL9922F
- $H 250$ Ref. PL9925F

❻ - **capital** square in wood Ref. CQQ

Pergola characteristics are: arches, posts, spacer bars and stanchions, the latter being used to create arches or attached pergolas with either a "single curve" or "double curve".

The stanchions can be connected using a minimum of one and a maximum of 4 spacers, for arches a minimum of 3 and a maximum of 9 spacers are necessary. Arches with wood posts are compatible with various screens (p. 234).

Pavilion characteristics: offered in three standard kits either round or oval with "single curve" or "double curve". The height of the stanchions (pergolas and pavilions) is 310 cm of which 40 cm must be set in concrete or cut when fixed to the pavement. In this last case at least four decorative panels must be placed between the posts (pavilion) and a pair of brackets (Ref. SDH) used for each stanchion (pergolas and pavilions).





ELSINORE

Square gazebo in galvanized iron with powder coated finish in graphite or sand colour.

Complete with a waterproof cover (39% polyester coated with 61% PVC), champagne colour and includes a galvanized sheet metal gutter. The kit includes stops for fixing posts to the ground. Posts also function as downpipes. Enhanced with the surrounding pelmet (39% polyester coated with 61% PVC) in champagne colour as well as decorative curtains for the posts (100% acrylic fabric) in sand colour, the gazebo creates a harmonious and engaging atmosphere evoking the fascination of times past.



❶



❶ - gazebo in iron *W 515 D 515 H 402* including finial, complete with waterproof cover and 4 round posts $\varnothing 8$

- graphite Ref. GFG55
- sand Ref. GFS55i

pelmet surround Ref. MANT55

kit for 4 curtains for posts

- for gazebo GFG55 Ref. TENDEG55
- for gazebo GFS55 Ref. TENDES55

PADDINGTON

Square and octagonal conservatory.

The main structure, in treated Nordic pine, is enhanced with a series of accessories creating a truly outdoor room where one can live in contact with nature all year round.

The roof structure of the square version is in treated Nordic pine with polycarbonate roofing (❶).

The roof structure of the octagonal version is in galvanized iron with powder coated finish in graphite with roofing in polycarbonate (❷) or in wood and green bitumen roof shingles (❸).

The polycarbonate roofing is 16 mm thick and is colour grey fumé; it has UV protection on both sides and partially filters the sun's rays (attenuating the heat while maintaining a high level of brightness). The structure in treated Nordic pine can be painted in dark walnut, teak or in colours from the Unopiù Colour range (p. 277).

Accessory features

Iron framed windows (see previous page)

Iron framed panels (p. 220).

Fixed or sliding aluminium windows (p. 220).

Style features (p. 200)

Planters and flowerboxes (from p. 236).

Square or diamond pattern trellises (from p. 234)

Gutter kit Ref. PD8.



❶ - **standard module** square *W 423 D 423 H 315*, with posts *9 x 9 H 220* including polycarbonate roofing, gutter and down pipe in copper Ref. COPAD4

❷ - **standard module** octagonal *side 148.5 H 346*, with posts *9 x 9 H 250* including polycarbonate roofing, gutter and down pipe in aluminium, colour graphite Ref. PD8P

❸ - **standard module** octagonal *side 148.5 (mq 12), with posts 9 x 9 H 250* including treated wood roofing with green bitumen roof shingles Ref. PD8

kit for gutter in copper with 2 downpipes and fitting components for Ref. PD8 Ref. GROPD8

FIXTURES TO APPLY TO STANDARD UNIT TO CREATE A CONSERVATORY

fixture in galvanized iron with powder coated finish in graphite, *W 177 H 207*, for square conservatory, glass excluded

- fixed Ref. IVF177
- with window Ref. IVF177CF
- with door Ref. IVF177CP



fixture in galvanized iron with powder coated finish in graphite *W 148.5 H 207*, for octagonal conservatory, glass excluded

- fixed Ref. IVF148
- with window Ref. IVF148CF
- with door Ref. IVF148CP



The square Paddington conservatory comes complete with copper gutter and downpipe, the octagonal version has aluminium gutter and downpipe in graphite. The galvanized iron powder coated window fixtures are a separate offer and come without glass and are predisposed for single or double glazing to 20 mm thick. The lower part of the fixture has a double panel of galvanized iron with a sheet of nontoxic polystyrene foam for insulation. The doors come with handles and locks; the windows are bottom hinged.





MENTON

Square or rectangular gazebo, available in various sizes.

The structure is in treated Nordic pine and can be painted in dark walnut, teak or in colours from the Unopiù Colour range (p. 277). The cover is in waterproof fabric (39% polyester coated with 61% PVC), off white.

Menton is ideal for furnishing both public and private areas thanks to its extreme versatility. The Menton gazebo can be personalized with interior drapes, exterior curtains, style features (p. 200), planters and flowerboxes (from p. 236) and square and diamond pattern trellises (p. 234).

RECTANGULAR GAZEBO (11-22 M²)



- ❶ - gazebo *W 381 D 292*
with 4 posts *H 250* Ref. GS34H25
- ❷ - gazebo *W 574 D 381*
with 6 posts *H 250* Ref. GS46H25
- ❸ - gazebo *W 574 D 381*
with 8 posts *H 250* Ref. GS46H25P

SQUARE GAZEBO (9-15-33 M²)



- ❹ - gazebo *W 292 D 292*
with 4 posts *H 250* Ref. GS3H25
- ❺ - gazebo *W 381 D 381*
with 4 posts *H 250* Ref. GS4H25
- ❻ - gazebo *W 574 D 574*
with 8 posts *H 250* Ref. GS6H25
- ❼ - gazebo *W 574 D 574*
with 12 posts *H 250* Ref. GS6H25P

FABRIC - CURTAINS

fabric 100% polyester, for interior finishing

- for gazebo GS3 Ref. CGS3
- for gazebo GS4 Ref. CGS4
- for gazebo GS6 Ref. CGS6
- for gazebo GS34 Ref. CGS34
- for gazebo GS46 Ref. CGS46

pair of curtains perimeter *W 150 H 250* in 100% sanforized drill cotton, off white with fitting components Ref. TP2



SISTEMA HABITA

The square standard module is available in three sizes and is extendable with standard extension 5 (B5) and standard 3 (B3) extensions.

The structure is in treated Nordic pine and can be painted in dark walnut, teak or in colours from the Unopiù Colour range [p. 277].

The roofing is in treated wood and green bitumen roof shingles. The standard module and extensions come complete with copper gutter and downpipes.

Habita is a versatile modular system, perfect for creating large areas dedicated to relaxation and leisure time, to live in harmony with the surrounding nature.

Accessory features

Infill features (illustrated below)

Style features [p. 200]

Fixed or sliding aluminium windows [p. 220]

Iron framed windows [p. 220]

Iron framed panels [p. 220]

Planters and flowerboxes (from p. 236)

Square or diamond pattern grilles (from p. 234)



① - standard module W 195 D 195 Ref. B8HA1G

② - extension (B5) W 186 D 195 Ref. B5HA1G

③ - extension (B3) W 186 D 195 Ref. B3HA1G



④ - standard module W 381 D 381 Ref. B8HA2G

⑤ - extension (B5) W 372 D 381 Ref. B5HA2G

⑥ - extension (B3) W 372 D 372 Ref. B3HA2G

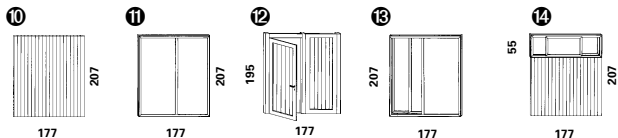


⑦ - standard module W 567 D 567 Ref. B8HA3G

⑧ - extension (B5) W 558 D 567 Ref. B5HA3G

⑨ - extension (B3) W 558 D 558 Ref. B3HA3G

INFILL ELEMENTS



⑩ - wall unit W 177 H 207 in wood Ref. HATAPA

⑪ - fixed panel W 177 H 207 in aluminium for double glazing Ref. PV177FC

⑫ - kit door H 195 + panel W 177 H 207 in wood Ref. KITPOR

⑬ - door W 177 H 207 in aluminium for double glazing Ref. PV177AC

⑭ - window W 177 H 207 in wood and aluminium

• for single glazing H 55 Ref. HATAFIS

• for double glazing H 55 Ref. HATAFIC





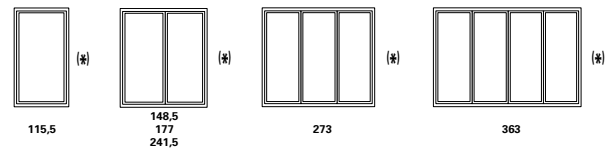
WINDOWS - PANELS

Used to enclose most wooden structures like conservatories, pergolas, gazebos, carports and Habita elements.

The structure of the windows is in galvanized iron with powder coated finish in graphite, the structure of the panels can be in iron or in aluminium in white or graphite.

Sliding glass panels in aluminium can also have a lock.

ALUMINIUM FIXED WINDOW PANELS

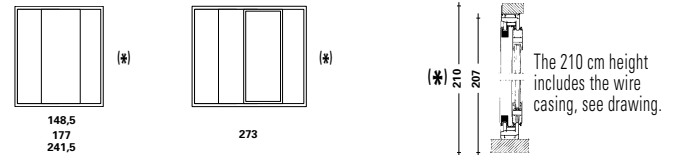


for double glazing

dimensions (W x H)	colour	Ref.	colour	Ref.
115.5 x 210	white	PV115FC	graphite	VF115GC
148.5 x 210	white	PV148FC	graphite	VF148GC
177 x 210	white	PV177FC	graphite	VF177GC
241.5 x 210	white	PV241FC	graphite	VF241GC
273 x 210	white	PV273FC	graphite	VF273GC
363 x 210	white	PV363FC	graphite	VF363GC

To order these panels for single glazing, substitute the letter "C" in the article code with the letter "S" (e.g. PV115FS)

SLIDING ALUMINIUM WINDOW PANELS



for double glazing

dimensions (W x H)	colour	Ref.	colour	Ref.
148.5 x 210	white	PV148AC	graphite	VS148GC
177 x 210	white	PV177AC	graphite	VS177GC
241.5 x 210	white	PV241AC	graphite	VS241GC
273 x 210	white	PV273AC	graphite	VS273GC

To order these panels for single glazing, substitute the letter "C" in the article code with the letter "S" (e.g. VS148GS)

LOCKS FOR SLIDING PANELS

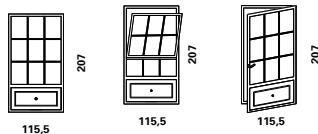
To order sliding panels with locks, add the letters "SR" to the article code, there will be an additional charge.

IRON WINDOW FIXTURES

fixture W 115.5 H 207

in iron colour graphite, glass excluded

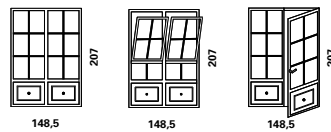
- fixed Ref. IVF115
- with window Ref. IVF115CF
- with door Ref. IVF115CP



fixture W 148.5 H 207

in iron colour graphite, glass excluded

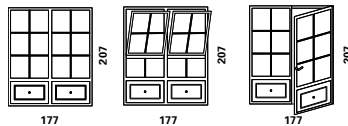
- fixed Ref. IVF148
- with window Ref. IVF148CF
- with door Ref. IVF148CP



fixture W 177 H 207

in iron colour graphite, glass excluded

- fixed Ref. IVF177
- with window Ref. IVF177CF
- with door Ref. IVF177CP

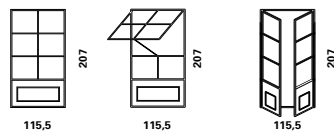


IRON WINDOW PANELS

panel W 115.5 H 207

in iron colour graphite, glass excluded

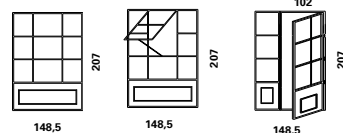
- fixed Ref. PF115SF
- with window Ref. PF115CF
- with door Ref. PA115F



panel W 148.5 H 207

in iron colour graphite, glass excluded

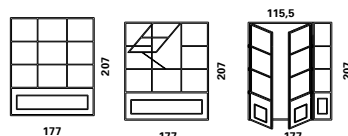
- fixed Ref. PF148SF
- with window Ref. PF148CF
- with door Ref. PA148F



panel W 177 H 207

in iron colour graphite, glass excluded

- fixed Ref. PF177SF
- with window Ref. PF177CF
- with door Ref. PA177F



Iron window fixtures are supplied without glass and are made to fit single or double glazing to 20 mm. The lower part of the fixture is a double galvanized iron panel: non toxic polystyrene foam is inserted between these panels for optimum insulation. The doors have handles and locks, the windows are bottom or top hinged. Iron window panels are made for single glazing or 3 mm thick polycarbonate panes. For greater thickness traditional fixing putty is required. The aluminium window panels are made for single glazing (up to 8 mm thick) and for double glazing (from 10-19 mm thick).







FLORALIA

Attached and freestanding greenhouses, available in various sizes.

Structure: galvanized iron with powder coated finish.

Colour: graphite.

Roofing: polycarbonate.

The structure has doors and windows and can be enhanced with additional window panels and étagère.

ATTACHED GREENHOUSE

①



① - greenhouse with 1 window and 1 door

W 215 D 154 H 223

- left opening Ref. SADSX215
- right opening Ref. SADDX215

W 285 D 154 H 223

- left opening Ref. SADSX285
- right opening Ref. SADDX285

W 355 D 154 H 223

- left opening Ref. SADSX355
- right opening Ref. SADDX355

supplement for additional window panel
Ref. SUPFINSER

FREESTANDING GREENHOUSE

②



② - greenhouse with 1 window and 1 door

- *W 238 D 215 H 212* Ref. SAU215
- *W 238 D 285 H 212* Ref. SAU285
- *W 238 D 355 H 212* Ref. SAU355

supplement for additional window panel
Ref. SUPFINSER

ÉTAGÈRE

③



④



étagère in iron with 2 shelves

③ - *W 68 D 51 H 41* Ref. ETSER68

④ - *W 200 D 51 H 41* Ref. ETSER200

Floralia greenhouses have stainless steel nuts and bolts, 4 mm thick transparent polycarbonate roofing and 3 mm transparent polycarbonate side panelling. In the freestanding version the door (65 x 180 cm) is on the left, in the attached version it can be placed either right or left. The windows (65 x 75 cm) are top or bottom hinged. Further window panels can be supplied to install only on the side with the gutter. Étagère are compatible with the greenhouses presented in these pages. The 200 cm model can be placed in the smallest greenhouse, the 68 cm one corresponds to the measurement of the interior panel.



ORANGERIE

Attached and freestanding greenhouse, available in various sizes.

Structure: galvanized iron with powder coated finish.

Colour: graphite.

Roofing: polycarbonate.

The greenhouse is available with or without polycarbonate side panelling and includes a door and a window.

The structure can be enhanced with additional door and window panels.

FREESTANDING GREENHOUSE

1



1 - greenhouse with polycarbonate roofing, 1 window and 1 door

W 375 D 375 H 300

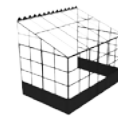
- with polycarbonate side panelling Ref. SAU33P
- without polycarbonate side panelling Ref. SAU33

W 375 D 493 H 300

- with polycarbonate side panelling Ref. SAU34P
- without polycarbonate side panelling Ref. SAU34

ATTACHED GREENHOUSE

2



2 - greenhouse with polycarbonate roofing, 1 window and 1 door

W 375 D 248 H 295

- with polycarbonate side panelling Ref. SAD32P
- without polycarbonate side panelling Ref. SAD32

W 493 D 248 H 295

- with polycarbonate side panelling Ref. SAD42P
- without polycarbonate side panelling Ref. SAD42

WINDOW - DOOR

The request for additional windows and doors must be made at the time of ordering in order to substitute fixed panels. The following articles refer to the cost of the relative additions and vary according to whether the greenhouse chosen has polycarbonate side panelling included or not.

supplement for additional window panel

- with polycarbonate pane Ref. SPFSOR
- structure only Ref. SPFSOS

supplement for additional door panel

- with polycarbonate pane Ref. SPSSOR
- structure only Ref. SPSSOS

Orangerie greenhouses have stainless steel nuts and bolts. They come complete with transparent polycarbonate 6 mm thick roofing and can be ordered with or without the transparent 3 mm thick polycarbonate side panelling (should you desire glass). The door is a double door (110 x 202 cm) and the window (110 x 100 cm) is top hinged and both can be installed on either side. For Ref. SAU33P - SAU33 the temporary weight overload is 40 kg/m². For Ref. SAD32P - SAD32 - SAU34P SAU34 - SAD42P - SAD42 the temporary weight overload is 20 kg/m².

ARALIA

Square greenhouse

Structure: galvanized iron with powder coated finish.

Colour: graphite.


Roofing: polycarbonate.

The greenhouse has aluminium gutter and skylight with two top hinged windows.

Side panelling and skylight are available with or without polycarbonate pane.

FREESTANDING GREENHOUSE

❶



- ❶ - **greenhouse** *W 378 D 378 H 315* with 1 window and 1 double door
- with roofing and side panelling in polycarbonate
Ref. SARA33P
 - with polycarbonate roofing, without polycarbonate side panelling
Ref. SARA33

WINDOW - DOOR

The request for additional windows and doors must be made at the time of ordering in order to substitute fixed panels. The following articles refer to the cost of the relative additions and vary according to whether the greenhouse chosen has polycarbonate side panelling included or not.

supplement for additional window panel

- with polycarbonate pane Ref. SPFSOR
- structure only Ref. SPFSOS

supplement for additional door panel

- with polycarbonate pane Ref. SPPSOR
- structure only Ref. SPPSOS

Aralia greenhouses have stainless steel nuts and bolts. They come complete with transparent polycarbonate 6 mm thick roofing and can be ordered with or without transparent 3 mm thick polycarbonate side panelling, should you desire glass. The door is a double door (110 x 202 cm) and the window (110 x 100 cm) is top hinged and both can be installed on either side. The temporary weight overload permissible is 40kg/m².



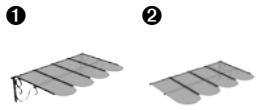
DAFNE

Attached overhang, can be enlarged using extension modules.

Structure: galvanized iron with powder coated finish.

Colour: graphite.

Roofing: embossed polycarbonate.



❶ - overhang

- W 217 D 120 H 60 Ref. PEF200
- W 317 D 120 H 60 Ref. PEF300

❷ - extension

- W 201 D 120 H 60 Ref. PEF200EX
- W 301 D 120 H 60 Ref. PEF300EX



ESDRA

Attached overhang

Structure: galvanized iron with powder coated finish.

Colour: graphite.

Roofing: embossed polycarbonate.



❶ - overhang

- W 240 D 120 H 104 Ref. PES240
- W 280 D 120 H 104 Ref. PES280
- W 320 D 120 H 104 Ref. PES320



CARPORT

Flat roofed car port, single or double.
Can be enlarged using extension modules.

Structure: treated Nordic pine.
Roofing: treated wood with green roofing felt.

The structure can be fully enclosed using infill elements and can be painted dark walnut, teak or in the colours from the Unopiù Colour range (p. 277).

The carport is completed with window and panels (p. 220), infill, planters and flowerboxes (p. 236), diamond or square trellisses (from p. 234), wind break and sun shade panels (p. 239) and infill (as follows).

SLAT PANELS – DOOR – WINDOW

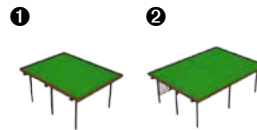


dimensions (W x H)	Ref.
23 x 207	PD23
82 x 207	PD82
112 x 207	PD112
132 x 207	PD132
146 x 207	PD146
177 x 207	PD177
241 x 207	PD241

type	Ref.
7	POR86
8	POR241
9 (for single glazing)	HATAFIS
9 (for double glazing)	HATAFIC

- 7 single door in vertical slats with hinge and lock.
- 8 double door in vertical slats with hinge and lock.
- 9 window in wood and aluminium in white, glass excluded.

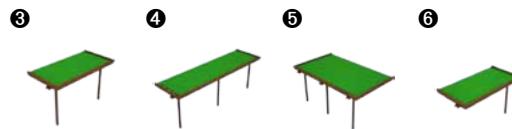
CARPORT SINGLE AND DOUBLE



1 - carport single W 359 D 472 Ref. CA359

2 - carport double W 641 D 472
to be used autonomously or as initial element for carport modules (standard module) Ref. CAD65

EXTENSIONS



3 - extension W 359 D 186
complete with roofing to be used to extend standard module in depth (CA359) Ref. CA359EX

4 - extension W 641 D 186
complete with roofing to be used only to extend standard module in depth (CAD65) Ref. CAD6P

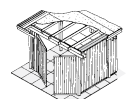
5 - extension W 283 D 472
complete with roofing to be used only to extend standard module in width (CAD65) Ref. CAD5L

6 - extension corner W 283 D 186
complete with roofing to be used only with standard module (CAD65) and with extensions in width and length Ref. CADX

INFILL MODULES

modules for front and side infill, in treated matchboard

- 1 kit-front gable W 274 for CA359 Carport Ref. TICA359F
- 1 kit-front gable W 274 for CAD5L module Ref. TICAD5LF
- 1 kit-front gable W 274 for CAD65 module Ref. TICAD65F
- 1 kit-side gable W 177 for 186 cm module Ref. TIL177CP



COVERCAR

Car shelter, single or double.

Without front posts, can be enlarged in width using extension modules to create a double covercar.

Structure: treated Nordic pine. Can be painted in dark walnut, teak or colours from the Unopiù Colour range (p. 277).

Roofing: treated wood and green roofing felt.

The structure can be enhanced with planters and flowerboxes (p. 236), square and diamond pattern trellises (p. 234), and windbreak and sunshade panels (p. 239).

COVERCAR SINGLE AND DOUBLE

❶



❷



❶ - covercar single

- W 360 D 450 H 255 Ref. COS45
- W 360 D 578 H 255 Ref. COS60

❷ - covercar double

- W 643 D 450 H 255 Ref. COD45
- W 643 D 578 H 255 Ref. COD60

EXTENSIONS

❸



❸ - extension single

- W 283 D 450 H 255 to extend a covercar in width (COD45) Ref. COD45EX
- W 283 D 578 H 255 to extend a covercar in width (COD60) Ref. COD60EX



SHED

Attached and freestanding shed complete with flooring.

The structure is in treated Nordic pine and can be painted in dark walnut, teak or colours from the Unopiù Colour range (p. 277). Roofing is in treated wood and bitumen roof shingles, brick red or green.

The door and the window can be installed anywhere in the shed.

The structure can be enhanced with additional door and window panels.

ATTACHED SHED

1



2



1 attached shed in wood is supplied complete with 1 door 76 x 165 cm and 1 window 44 x 57 cm, glass excluded.

1 - shed with bitumen roof shingles

dimensions D 111 H 218	Ref.	bitumen roof shingles colour
W 226	BAD12R	brick red
W 314	BAD13R	brick red
W 403	BAD14R	brick red
W 226	BAD12V	green
W 314	BAD13V	green
W 403	BAD14V	green

2 - shed with bitumen roof shingles

dimensions D 200 H 243	Ref.	bitumen roof shingle colour
W 226	BAD22R	brick red
W 314	BAD23R	brick red
W 403	BAD24R	brick red
W 226	BAD22V	green
W 314	BAD23V	green
W 403	BAD24V	green





FREESTANDING SHED

3

4

1 freestanding shed in wood complete with 1 door 76 x 165 cm and 1 window 44 x 57 cm, glass excluded.



3 - shed with bitumen roof shingles

dimensions W 216 H 213	Ref.	bitumen roof shingles colour
D 226	BAU22R	red brick
D 314	BAU23R	red brick
D 403	BAU24R	red brick
D 226	BAU22V	green
D 314	BAU23V	green
D 403	BAU24V	green

4 - shed with bitumen roof shingles

dimensions W 303 H 225	Ref.	bitumen roof shingles colour
D 226	BAU32R	red brick
D 314	BAU33R	red brick
D 403	BAU34R	red brick
D 226	BAU32V	green
D 314	BAU33V	green
D 403	BAU34V	green

SUPPLEMENT FOR DOOR-WINDOW PANEL

supplement W 76 H 165

for additional door panel (for shed and garage) Ref. SUPOR1

supplement W 44 H 57

for additional window panel (for shed and garage) Ref. SUPFIN

supplement W 240 H 165

for additional door panel (only for shed width 303 cm) Ref. SUPOR2

pane for window in transparent methacrylate Ref. ACFI



GARAGE

The garage structure is in treated Nordic pine.
The roofing is in treated wood with bitumen roof shingles, brick red or green.

The 240 x 165 cm door can be installed on one of the 274 cm walls, the 76 x 165 cm door and window can be installed anywhere in the structure.

The Garage can be painted in dark walnut, teak or colours from the Unopiù Colour range (p. 277) and additional door and window panels can be fitted (p. 229).

❶



1 garage complete with 1 door 240 x 165 cm, 1 door 76 x 165 cm and 1 window 44 x 57 cm, glass excluded.

❶ - garage with bitumen roof shingles

dimensions W 303 H 225	Ref.	bitumen roof shingles colour
D 491	GAL35R	brick red
D 580	GAL36R	brick red
D 491	GAL35V	green
D 580	GAL36V	green

FLORINDA

Shed-cabin with door and lock.

The structure is in treated Nordic pine and can be painted in dark walnut, teak or colours from the Unopiù Colour range (p. 277).

The roofing is in treated wood and bitumen roof shingles, brick red or green.

❶



❶ - shed-cabin W 120 D 120 H 218 in wood, door W 97 H 172, complete with bitumen roof shingles

- brick red Ref. CAFLOR
- green Ref. CAFLOV



DECKING



IPE SQUARES

Decking is assembled by simply placing the squares on a concrete slab or an existing floor and interlocking the joints. Ref. FAQUT60 together with Ref. PAVDOGTML are used to provide edging with an attractive finish. To calculate the quantity: $1 \text{ m}^2 = 2.8 \text{ squares}$.

❶



The relative tolerance of the thickness of ipe decking (squares and boards) is $\pm 5\%$, relative to the length is $\pm 2\%$.

❶ - squares *W 60 D 60 H 4.4*
in Ipe Ref. QUT60

edging strip lateral *W 182 D 14.5 H 2.2*
in Ipe Ref. FAQUT60

support *D 9.5 H 2.2*
for edging strips in bangkirai
Ref. PAVDOGTML


screws stainless steel *5 x 40 mm* for fixing boards
Ref. V54INOX



TEAK SQUARES

Decking is assembled simply by placing the squares on a concrete slab or an existing floor and interlocking the joints. Ref. FAQUT50 is used to provide edging with an attractive finish. To calculate the quantity: $1 \text{ m}^2 = 2.8 \text{ squares}$.

❶



❶ - set of 4 squares (*50 x 50 H 3*)
in teak (n. 1 m^2) including plastic clips for assembly
Ref. QUT50

edging strip *W 50 D 5.5 H 3.3*
lateral in teak Ref. FAQUT50

edging strip corner in teak
Ref. ANQUT50



IPE BOARDS

boards decking *W 182 D 14.5 H 2.2*
in Ipe Ref. PADOLE18

edging strip lateral *W 182 D 14.5 H 2.2* in Ipe Ref. FAQUT60

support *D 9.5 H 2.2* for edging strips
in bangkirai Ref. PAVDOGTML

clips for fixing boards including screws
Ref. CLIPDO

screws stainless steel *5 x 40 mm* for fixing boards
Ref. V54INOX

lit of oil *2.5 litres* Ref. OLPAD25

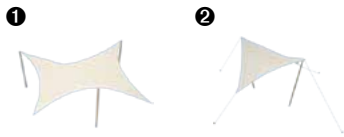
Decking is assembled by placing battens on the ground approximately 50 cm apart and nailing boards of the same type onto them approximately 1 cm apart to form the actual decking. The boards have dovetailed ends to ensure neat joints. The boards are fixed with clips (invisible) or stainless steel screws (visible) which allow sufficient air flow between the battens and the boards. To calculate quantities: 4 pieces are needed for 1 m^2 using 182 boards, not including battens. To fix 1 m^2 boards, 13 clips or 26 screws are required.

Like all teak furniture, boards should be treated with a coat of maintenance oil. One 2.5l can is sufficient for a surface of 30 m^2 .

MANTA

Hexagonal or rhomboidal shaped sail, wind resistant to 50 km per hour.

The hexagonal sail is of plastic fabric for outdoor use (39% polyester coated with 61% PVC), in white, the rhomboidal one is in 100% Tencel acrylic fabric in white.



1 - sail hexagonal including ropes, guy ropes, tension pegs and 3 laminar wood posts $9 \times 9 \times H 400$

- *W 1264 D 1315* Ref. MANTA
- *W 736 D 850* Ref. MAVEPB

2 - sail rhomboidal including ropes, guy ropes, tension pegs and 2 wood posts $\varnothing 6.8 \times H 300$

- *W 400 D 400* Ref. VEL4L
- *W 500 D 500* Ref. VEL5L
- *W 565 D 565* Ref. VEL6L





KIRIA

Horizontal awning with wall or ceiling positioning,
with shade in 100% Tempotest acrylic fabric, colour écriu.

Extendable arm structure in aluminium in gloss ivory
or with powder coated finish in graphite.

Available with motorized winding mechanism or with a manual
mechanism with winch and manual adjustment rod (max H 200 cm).

Inclination regulated at installation (from 5° to 70°). Shade with EC
trademark in accordance with UJUNI EN 13561/2004 guidelines.

1



1 - awning with aluminium frame, complete with winding mechanism

colour	dimensions (W x D)	motorized	manual
graphite	350 x 300	TEN350GM	TEN350G
graphite	400 x 300	TEN400GM	TEN400G
graphite	450 x 300	TEN450GM	TEN450G
ivory	350 x 300	TEN350M	TEN350
ivory	400 x 300	TEN400M	TEN400
ivory	350 x 300	TEN450M	TEN450

awning protection in aluminium (manual and motorized)

W 350 • graphite Ref. PRO350G • ivory Ref. PRO350

W 400 • graphite Ref. PRO400G • ivory Ref. PRO400

W 450 • graphite Ref. PRO450G • ivory Ref. PRO450

Made of solution dyed 100% Tempotest acrylic fabric which is colourfast to UVA and UVB ray exposure, weather resistant and has excellent dimensional stability. It is non-perishable, anti-mould and water/oil repellent. It significantly reduces light and heat, reducing the need for air conditioning and is thus energy saving. The fabric should be cleaned periodically: to remove dirt, brush or wash using mild soap and water no hotter than 40°, dry in the open air and do not roll up while still wet or damp.

WOOD GARDEN

The system of trellises, flowerboxes, planters and accessories created to screen, contain and decorate your home provides an infinite variety of combinations.

All units are in treated Nordic pine and can be painted in dark walnut, teak or in colours from the Unopiù Colour range (p. 277).

Flowerboxes and planters are supplied with waterproofing liquid for interior application; the planters have adjustable feet. All the Wood Garden features are compatible with each other and are the natural complement for all Unopiù pergolas in wood.

Enhanced with accessories from p. 238 they are ideal to create rich terrace gardens.

TRELLIS PANELS

1 2



dimensions (W x H)	1 square pattern Ref.	2 diamond pattern Ref.
53 x 115.5	GR12	R12
53 x 148.5	GR13	R13
53 x 177	GR14	R14
115.5 x 115.5	GR22	R22
115.5 x 148.5	GR23	R23
115.5 x 177	GR24	R24
148.5 x 148.5	GR33	R33
148.5 x 177	GR34	R34
177 x 177	GR44	R44

SECTIONS – SUPPORTS FOR TRELLIS PANELS

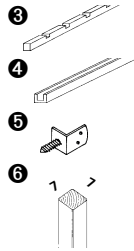
3 - section 2.7 x 2.7 x 300 in length machined at intervals of 15.5 cm Ref. T27273F

4 - section "U" 4.4 x 5.5 x 300 in length for framing panels Ref. PROU

5 - bracket to support connection posts-panels Ref. SP30

6 - post for side support of various panels

- H 209 Ref. P7721
- H 300 Ref. P773



The photos show only a sample of all the features of the collection and are but a taste of the infinite possible solutions.



WOOD GARDEN

SQUARE FLOWERBOXES

- 1** The flowerboxes and planters presented in these pages can be filled directly with potting compost, are not affected by frost and the base allows excess water to drain without stagnating. Should plants need watering and fertilizing on a daily basis, they should be potted individually before being placed in the flowerbox, even in simple plastic containers.



1 dimensions (W x D x H)	Ref.
53 x 53 x 44	FQ53
60 x 60 x 44	FQ60


RECTANGULAR FLOWERBOXES

- 2** Flowerboxes 170 cm in length are very useful when the posts of the structure, mounted at a distance of 177 cm, are embellished with Style Features, see p. 200. The largest square model (flowerbox - planter) can be used as a corner flowerbox or planter with trellises 53 cm in length.




2 dimensions (W x D x H)	Ref.
115.5 x 40 x 44	FR11540
115.5 x 50 x 44	FR11550
148.5 x 40 x 44	FR14840
148.5 x 50 x 44	FR14850
170 x 40 x 44	FR17040
170 x 50 x 44	FR17050
177 x 40 x 44	FR17740
177 x 50 x 44	FR17750

FLOWERBOX LID

- 3**
- 
- 3** - lid for flowerbox of the same size, including hinge and hardware
- W 115.5 D 50 Ref. TOP115
 - W 148.5 D 50 Ref. TOP148
 - W 177 D 50 Ref. TOP177

BENCHES BETWEEN FLOWERBOXES

- 4**
- 
- 4** dimensions (W x D x H)
- | 4 dimensions (W x D x H) | Ref. |
|--------------------------|------|
| 129.5 x 38 x 40 | PM1 |
| 162.5 x 38 x 40 | PM2 |
| 191 x 38 x 40 | PM3 |





RECTANGULAR PLANTERS

❶



❶ dimensions (W x D x H)	Ref.
115.5 x 53 x 42	TR11542
115.5 x 53 x 49	TR11549
148.5 x 53 x 42	TR14842
148.5 x 53 x 49	TR14849
177 x 53 x 42	TR17742
177 x 53 x 49	TR17749

SQUARE PLANTERS

❷



❷ dimensions (W x D x H)	Ref.
53 x 53 x 42	TQ5342
53 x 53 x 49	TQ5349
60 x 60 x 42	TQ6042
60 x 60 x 49	TQ6049

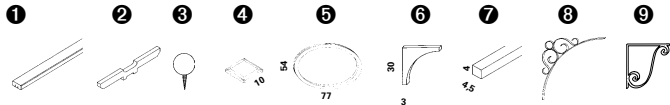
The flowerboxes and planters presented in these pages can be filled directly with potting compost, are not affected by frost and the base allows excess water to drain without stagnating. Should plants need watering and fertilizing on a daily basis, they should be potted individually before being placed in the flowerbox, even in simple plastic containers.



The photos show only a sample of all the features of the collection and are but a taste of the infinite possible solutions.

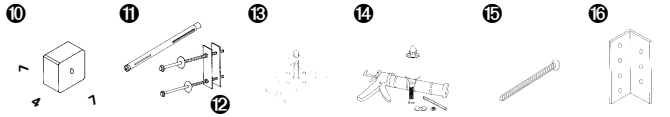
WOOD GARDEN

ACCESSORIES FOR WOOD AND IRON



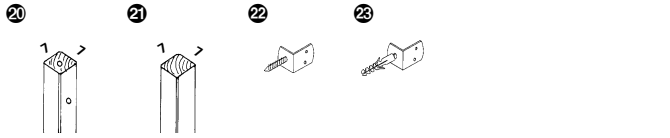
type	dimensions	Ref.
1	4.5 x 9.5 x 400	T45954C
2	4 x 10.5 x 78	CAV
3	∅ 7	SFE70
4	10 x 10	CAP71
5	77 x 54	ELIS
6	30 x 30	CAP1
7	4.5 x 4 x 150	PROQ15
7	4.5 x 4 x 300	PROQ3
8	98 x 98	CAFEFL2
9	30 x 30	CAFEP

FIXING COMPONENTS FOR POSTS



type	Ref.
10	BDF4
11	TE
12	SRI
13	SBA
14	TC6SP
15	V611
16	SANG
17	SL
18	B10100
19	TF

POSTS – BRACKETS FOR PANELS



type	dimensions	Ref.
20	7 x 7 H 125	P7712F
21	7 x 7 H 209	P7721
21	7 x 7 H 300	P773
22	-	SP30
23	-	SP30M



SCREEN PANELS

Wind breaks and shade panels in treated Nordic pine.

The panels can be painted in dark walnut, teak or colours from the Unopiù Colour range (p. 277).

The panels are available in various sizes and are compatible with all the wooden structures and with the flowerboxes proposed on p. 236.

WIND BREAK PANELS

①



① dimensioni (W x H)

Ref.

115.5 x 115.5

F22

115.5 x 148.5

F23

115.5 x 177

F24

148.5 x 115.5

F32

148.5 x 148.5

F33

148.5 x 177

F34

177 x 115.5

F42

177 x 148.5

F43

177 x 177

F44



SHADE PANELS

②



② dimensioni (W x H)

Ref.

② dimensioni (W x H)

Ref.

53 x 115.5

PFS12

148.5 x 115

PFS32

53 x 148.5

PFS13

148.5 x 148.5

PFS33

53 x 177

PFS14

148.5 x 177

PFS34

115.5 x 115.5

PFS22

177 x 115.5

PFS42

115.5 x 148.5

PFS23

177 x 148.5

PFS43

115.5 x 177

PFS24

177 x 177

PFS44

bridging panel: to close off an area completely, using the W 115.5 H 177, kit to create a maximum bridge length of 115 cm Ref. FS24K

ELEGANT

System of diamond pattern (4 x 4 cm) trellis panels, flowerboxes and accessories.


The panels, available in various sizes and special shapes, are also compatible with the flowerboxes proposed on p. 236.

The structure in tropical hardwood in green or natural, can be painted in dark walnut, teak or colours from the Unopiù Colour range (p. 277).

The Elegant system is compatible with all the wooden structures and is perfect for the creation of rich terrace gardens.

SPECIALY SHAPED TRELLIS PANELS

type	dimensions (W x H)	H max.	green (Ref.)	natural (Ref.)
1	115.5 x 115.5	148.5	ELGR20V	ELGR20N
2	115.5 x 115.5	173	ELGR2AV	ELGR2AN
3	115.5 x 20.5	148.5	ELGR2FV	ELGR2FN
4	53 x 115.5	137.5	ELGR1BV	ELGR1BN
5	177 x 115.5	137.5	ELGR34DV	ELGR34DN
6	177 x 115.5	137.5	ELGR34DEV	ELGR34DEN
7	177 x 115.5	115.5	ELGR24EV	ELGR24EN
8	177 x 148.5	148.5	ELGR34EV	ELGR34EN





TRELLIS PANELS

9



⑨ dimensions (W x H)	green (Ref.)	natural (Ref.)
53 x 115.5	ELGR12V	ELGR12N
53 x 148.5	ELGR13V	ELGR13N
53 x 177	ELGR14V	ELGR14N
115.5 x 115.5	ELGR22V	ELGR22N
115.5 x 148.5	ELGR23V	ELGR23N
115.5 x 177	ELGR24V	ELGR24N
148.5 x 148.5	ELGR33V	ELGR33N
148.5 x 177	ELGR34V	ELGR34N
177 x 177	ELGR44V	ELGR44N

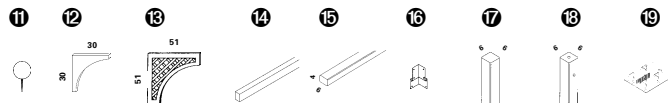
FLOWERBOXES - NATURAL COLOUR

10



⑩ dimensions (W x H)	Ref.
53 x 53 x 44	FQN53
60 x 60 x 44	FQN60
115.5 x 48.5 x 44	FRN115
148.5 x 48.5 x 44	FRN148
177 x 48.5 x 44	FRN177

ACCESSORIES - FITTING COMPONENTS



- ⑪ - ball Ø 6 • green Ref. ELSF6V • natural Ref. ELSF6N
- ⑫ - capital solid 30 x 30 • green Ref. ELCA30V • natural Ref. ELCA30N
- ⑬ - capital trellis 51 x 51 • green Ref. ELCG51V • natural Ref. ELCG51N
- ⑭ - connecting piece 3.5 x 5 x 200 • green Ref. ELPG35V • natural Ref. ELPG35N
- ⑮ - capping features with fittings
 W 200 • green Ref. ELEC462V • natural Ref. ELEC462N
 W 390 • green Ref. ELEC464V • natural Ref. ELEC464N
- ⑯ - bracket for fixing 6 x 6 post to corner flowerbox
 • green Ref. VSANG • natural Ref. NSANG
- ⑰ - post H 210 • green Ref. ELPI662V • natural Ref. ELPI662N
- ⑱ - post H 125 predrilled for bracket SBA
 • green Ref. ELPA661FV • natural Ref. ELPA661FN
- ⑲ - pack of 4 brackets for fixing panel to post
 • green Ref. SP4EL • natural Ref. SP4ELN





Accessories

Offering a wide choice of lighting systems, umbrellas, table decorations, cupboards, etageres, pots, pot containers, fountains and much much more. Unopiù Accessories is an entire range of products which are versatile in style, range and materials.

The ideal solution for enhancing a garden, a terrace, or an outdoor area with products of excellence, specially made with careful attention to every small detail which together create a highly refined and original atmosphere.



MODUS

Cabinet and cupboard in treated teak.

The cupboard is not totally weatherproof so it should be kept in a sheltered situation in case of rain.



❶

❷

❶ - cabinet W 135 D 40 H 81
Ref. MOAR135

❷ - cupboard W 90 D 40 H 200
Ref. MOAR90



LAERTE

Cupboard with three shelves and doors with magnet closure.

The structure is in galvanized iron with powder coated finish in graphite, the panels are in fumé polycarbonate.



❶

❶ - cupboard W 111 D 41 H 198 Ref. LARM

DEMETRA

Etagère, floor and wall versions.

The structure is in galvanized iron with powder coated finish.



❶

❶ - étagère W 90 D 30 H 180
folding with 4 shelves Ref. DEM18

❷

❷ - étagère wall version W 75 D 29 H 76
folding with 2 shelves Ref. DEMPA



MEDEA

Collection of features with which you can create infinite straight, round and oval combinations.



❶

❶ - étagère straight version W 105 D 77 H 80
folding with 4 shelves Ref. MED

❷

❷ - étagère corner version W 120 D 87 H 80
folding with 4 shelves Ref. MEDA





THEO

Serving trolley in teak.



❶

❶ - serving trolley *W 85 D 63 H 80*
complete with bottle container and removable top
which converts to a tray Ref. THECAR

CASSIODORO

Serving trolley in galvanized iron
with powder coated finish in graphite.



❶

❶ - serving trolley *W 95 D 59 H 79*
complete with bottle container and removable top
which converts to a tray
Ref. CASCAR



CHEST

Chests in teak.

Should be kept sheltered from the rain.



❶

❷

❶ - chest *W 140 D 62 H 76*
with 2 doors and 1 adjustable shelf
Ref. BAUTG

❷ - chest *W 108 D 61 H 55*
with hardware and handles in brass
Ref. BAUT

FOUNTAINS

Small fountains in peperino, terracotta and wood and a practical hose-reel trolley in iron.

PETREA



①

① - garden fountain *W 90 D 37 H 15*
in grey peperino complete with decorative rose, tap, waste outlet and galvanized wrought iron bracket with powder coated finish, H 24
Ref. LAPE

MADEIRA



②

② - garden fountain *W 64 D 32 H 20*
in grey peperino, complete with decorative rose, tap and bracket
Ref. VAM

ITEA



③

③ - garden fountain *W 56 D 32 H 17*
in terracotta, complete with decorative rose, tap and bracket
Ref. VAIT



SIRMIO - DELFI



④

④ - garden tap Sirmio *H 113*
in iroko wood, complete with tap and galvanized plate for fixing to the ground
Ref. FONT



⑤

⑤ - hose-reel trolley Delfi *W 56 D 63 H 93*
in galvanized iron with powder coated finish in graphite with aluminium wheels and teak trimmings, complete with quick connect brass hose fittings
Ref. DEPT

SUNNY

Umbrella, rectangular, round and wall mounted, in aluminium.

In the round model the handle to open the umbrella also operates the tilt mechanism; the rectangular model is tilted by pushing a button on the shaft (Ø 38 mm).

The wall mounted version has an arm and a coupling, both articulated. The arm makes it possible to move the umbrella and regulate the distance from the wall, while the coupling provides tilt adjustment.



- 1 2 3

1 - wall mounted umbrella round Ø 270 W 320 with 100% acrylic shade in off white, with wall fixing plate
Ref. OMPAR

2 - rectangular umbrella W 300 D 200 H 264 with shade in 100% polyester

- off white Ref. OMSUREB
- cord Ref. OMSUREC

2 - rectangular umbrella W 300 D 200 H 264 with shade in 100% acrylic

- midnight blue Ref. OMSUREBL
- burgundy Ref. OMSUREBO
- forest green Ref. OMSUREVE

3 - round umbrella Ø 280 H 254 with shade in 100% polyester

- off white Ref. OMSUROB
- cord Ref. OMSUROC

3 - round umbrella Ø 280 H 254 with shade in 100% acrylic

- midnight blue Ref. OMSUROBL
- burgundy Ref. OMSUROBO
- forest green Ref. OMSUROVE



4 - Serena stone base 40 x 40 kg 35 with sleeve (to take shafts up to a Ø max. 4 mm) in galvanized iron Ref. BASUN with powder coated finish

- midnight blue Ref. BASUNBL
- burgundy Ref. BASUNBO
- forest green Ref. BASUNVE



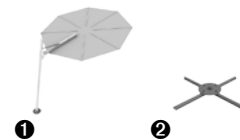


FAN

Round umbrella, rotatable 360°.

The structure is in anodized aluminium with olefin shade, both off white. The protective cover for the closed shade is in waterproof polyester in grey.

To fix to the ground there are plugs for concrete or alternatively there is a 85 x 85 H 12.5 cm base in natural galvanized steel (not painted). Twelve 40 x 40 H 4 cm tiles with a minimum weight of 14 Kg each (not supplied) must be inserted in the base.



① - **umbrella** round Ø 300 H 260
Ref. OMU300

② - **umbrella base** in a cross with sections for placing tiles Ref. BAOU





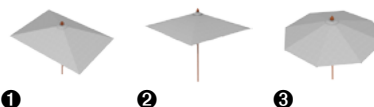
LIPARI

Umbrella in hand crafted wood, opening mechanism with a cord and a pulley.

The structure is in wood (shaft \varnothing 6 cm) and the shade is in 100% solution dyed acrylic, in off white, coffee or cord.

The umbrella has a base plate in galvanized iron with powder coated finish and a light with three light sources to fix under the shade.

The umbrellas are completely detachable. It is possible to substitute any element including the shade without changing the entire structure, as is the case with most umbrella brands. The umbrellas can be inserted in Milton, Regent and James tables (from p. 128). The \varnothing 3.50 m umbrellas can be closed and left in the tables. The ribs of other models are longer and do not allow this.



1 - RECTANGULAR UMBRELLAS

colour	250 x 350 - H 277	300 x 400 - H 295
off white	Ref. RE95A	Ref. RE34A
coffee	Ref. RE95MA	Ref. RE34MA
cord	Ref. RE95CA	Ref. RE34CA

2 - SQUARE UMBRELLAS

colour	300 x 300 - H 277	400 x 400 - H 322
off white	Ref. QU98A	Ref. QU4A
coffee	Ref. QU98MA	Ref. QU4MA
cord	Ref. QU98CA	Ref. QU4CA

3 - ROUND UMBRELLAS

colour	\varnothing 350 - H 277	\varnothing 400 - H 295
off white	Ref. R092A	Ref. R04A
coffee	Ref. R092MA	Ref. R04MA
cord	Ref. R092CA	Ref. R04CA

PLATES - SHADES - LIGHTS

4 - base plate 60 x 60 for umbrella 250 x 350 - 300 x 300 - \varnothing 350
 • white Ref. PI60B • graphite Ref. PI60G

5 - base plate 75 x 75 for umbrella 300 x 400 - 400 x 400 - \varnothing 400
 • white Ref. PI75B • graphite Ref. PI75G

shade waterproof in 50% polyester and 50% PVC, dark green

• for umbrellas Ref. QU98 - R092 - R04 Ref. C01

• for umbrellas Ref. RE95 - QU4 - RE34 Ref. C02

6 - light W 72 for outdoor use (suitable for umbrella shafts and posts in general, max \varnothing 70 mm) with three light sources and white acrylic globes. Simple fitting and closing system ensures easy removal; specified for incandescent bulbs (max 40 W) or energy saving DULUX EL (max. 20 W) Ref. LAOM3



MARTIN

Square umbrella with side shaft and base to contain four heavy concrete tiles.

The structure is in solid wood, the metal parts are in galvanized iron with powder coated finish in graphite and the hardware is stainless steel. The shade is in 100% acrylic fabric, off white or cord.

The umbrella opens by means of a manual winch.



- ❶ - umbrella square 300 x 300 H 328
with structure in wood and steel
- with shade in off white
Ref. OMABA
 - with shade in cord colour
Ref. OMACA

- ❷ - set of 4 tiles 50 x 50 in pebble concrete
Ref. BAOMC

The balance and angle of the umbrella is guaranteed by 4 concrete tiles (50 x 50 cm approx. 20 kg each) which are inserted into the base. These tiles (Ref. BAOMC) are offered separately from the kit as they are easily found in any building yard or garden centre. The umbrella base can also be used as a stand for pots and flowerboxes increasing stability while providing added attraction.

POTS



1 - pots in cast iron:

• \varnothing 36 H 46 (interior \varnothing 28) 19 kg

Ref. VAG46T

• \varnothing 48 H 61 (interior \varnothing 35) 34 kg

Ref. VAG61T

• \varnothing 56 H 77 (interior \varnothing 40) 49 kg

Ref. VAG77T

2 - chalice in cast iron \varnothing 48 H 46 (interior \varnothing 36) 31 kg

Ref. COG48T



3 - urn H 46 hole \varnothing 38

in Impruneta terracotta

Ref. ORTIM

4 - pot \varnothing 68 H 53

in Impruneta terracotta with decorations

Ref. VTF68



5

6

7

8

9

5

6

7

5 - pot H 70 aperture Ø 62 stoneware
Ref. ORGRE

6 - pot W 41 D 41 H 64 in glazed stoneware
• ash Ref. VAGC
• cobalt Ref. VAGB

7 - pot Ø 50 H 79 in glazed cream stoneware
Ref. VALIGREC

8

9

8 - pot Empire Ø 47 H 76 glazed cream stoneware
Ref. VIBE55

9 - pot glazed beige stoneware
• Ø 50 H 55 Ref. VABE55
• Ø 68 H 79 Ref. VABE79



10

11

10 - set of 2 pots glazed beige stoneware
• Ø 54 H 45 Ref. V2BED45
• Ø 65 H 55 Ref. V2BED55

11 - flowerbox Ophelia square W 55 D 55 H 61
in galvanized iron with powder coated finish in graphite
Ref. FM5561





THE ART OF THE TABLE

Refined ceramic plates, glasses hand blown by master craftsmen, hand forged steel cutlery, tablecloths made in exclusive fabrics to set an elegant table with precious artifacts.

CHROMA

set of 18 plates in ceramic

- 6 dinner, 6 soup, 6 dessert plates, composed of plates in 6 colours (Red, Yellow, Pale Blue, Green, Blue and Plum with circular brush strokes) dishwasher and microwave safe Ref. AGC018
- salad bowl beige Ref. AGINBE
- oval serving dish beige Ref. AGVABE



FOLIA

set of 18 plates in ceramic

6 dinner, 6 soup, 6 dessert plates Ref. PI6FO

24 piece set in ceramic

18 plates (6 dinner, 6 soup, 6 dessert),
set of 3 square serving dishes (side 21 - 28 - 36 cm),
set of 3 salad bowls (Ø 20 - 26 - 34 cm)
Ref. SETFOL

ASIA

glasses in transparent hand blown glass

- 12 glasses (6 water, 6 wine)
Ref. B12AS
- 18 glasses (6 water, 6 wine, 6 champagne)
Ref. B18AS





CRISEIDE

24 piece set of hand forged cutlery in steel
(6 spoons, 6 forks, 6 teaspoons, 6 knives)
Ref. P6CA

54 piece set of hand forged cutlery in steel comprising:
24 piece set + dessert set (6 forks, 6 spoons), + fish set
(6 forks, 6 knives), set 6 steak knives
Ref. SETPOS

MERLINO

bucket *W 38 H 66*
for ice in galvanized iron with powder coated
finish in graphite Ref. CESMEG

PLATEA

tray round *Ø 62 H 4*
with feet, made in alternating strips of cherry,
oak and wenge
Ref. PLVORO



TABLECLOTHS

Medieval Fabric: Panama style (46% linen - 54% cotton)

in white with natural border, gr. 260/m²

- **square** 210 x 210 cm Ref. MN210QU
- **oval** 180 x 390 cm Ref. MN390OV
- **octagonal** 215 x 280 cm Ref. MN280RE
- **rectangular** 160 x 260 cm Ref. MN260RE
- **rectangular** 160 x 285 cm Ref. MN285RE
- **rectangular** 160 x 320 cm Ref. MN320RE
- **rectangular** 160 x 365 cm Ref. MN365RE
- **round** Ø 185 cm Ref. MN185RO
- **round** Ø 220 cm Ref. MN220RO
- **round** Ø 250 cm Ref. MN250RO
- **round** Ø 250 cm with central aperture for Thor table
Ref. MN250R
- **round** Ø 310 cm with central aperture for Thor table
Ref. MN310R
- **vis à vis** 45 x 175 cm Ref. TOVIMN
- **set of 6** white napkins 42 x 42 cm
Ref. TO6MBI





1

3

2

4

5

1 - MARVIN

mattress can be rolled up *W 192 D 60* in acrylic white/cord Ref. MATEBCA

2 - INDIAN GAUZE

gauze *m 75 H 167 (roll)* in 100% cotton, off white (60 gr./m² weave 11/7) Ref. GA75

3 - CALIPSO

shower in teak and iron Ref. CALDOC

- shower head in brass Ø 14.8 cm • height 210 cm • support in teak Ø 9 cm
- pipes in galvanized iron with powder coated finish in graphite
- shiny brass tap • duckboard in teak 60 x 60 cm
- option of additional hand held shower

4 - NAIADI

towel towelling *W 215 D 70* sheared cotton

- off white Ref. TESB
- cord Ref. TESC



5 - PLEIADI

mat *gr. 3600/m²* in natural hemp with fringed ends

- *W 200 D 300* Ref. PLEST3C
- *W 300 D 400* Ref. PLEST4C

LIGHTING

Summer evenings take on a special fascination with the evocative effects created by flame lights and classic and contemporary lamps.

 external use  internal use

These symbols, shown on every information sheet, indicate the use and position of the lights.



1 - set of 12 candles in glass set in wax, for external use

- white Ref. LU6B
- citronella Ref. LU6C

1 - set of 6 stakes H 125 in iron Ref. PI6PL

2 - candelabra in iron with powder coated finish in white


- for 13 candles or tea lights (80 x 50 cm H 40 cm) Ref. CA13L
- for 8 candles or tea lights (60 x 60 cm H 70 cm) Ref. CA8L

3 - set of 12 roman saucers $\varnothing 16$ in terracotta with citronella wax; duration 6-7 hour Ref. PAD12C

4 - candle lamp 20 x 20 H 31 in teak with cylindrical wind shield in PMMA and brass handle Ref. LALUT

supports in iron for roman saucers

- 5** - stakes in the ground H 120 Ref. POPAT
- 6** - wall mounted W 17 D 26 Ref. POPAP







ATON




A series of lights characterized by twisted aluminium shade blades which create an interesting lighting effect.

Structure: aluminium.
Colour: white, bronze.



- ❶ - wall light *W 25 D 15 H 31*
• white Ref. ATAPMEB • bronze Ref. ATAPMEBR
- ❷ - wall light *W 25 D 34 H 46* with arm bracket
• white Ref. ATSOSB • bronze Ref. ATSOSBR
- ❸ - hanging light *W 25 H 31*
• white Ref. ATSOSPB • bronze Ref. ATSOSPBR



- ❹ - lamp *W 26 H 32*
• white Ref. ATPAB • bronze Ref. ATPABR
- ❺ - lamp *W 26 H 76*
• white Ref. ATPIAB • bronze Ref. ATPIABR
- ❻ - lamp *W 26 H 150*
• white Ref. ATAPB • bronze Ref. ATAPBR
- ❼ - lamp post *W 26 H 130*
• white Ref. ATLAPB • bronze Ref. ATLAPBR
- ❽ - lamp post *W 26 H 180*
• white Ref. ATLAGB • bronze Ref. ATLAGBR



MIZAR



A series of lights characterized by a LED illuminated structure with shades in strips of teak.

Structure: galvanized iron with powder coated finish and teak shade.

Colour: bronze.

LED power: 17W - 3000k - 1300lm

1



1 - hanging light Ø 30 H 20 iron structure and shades made in strips of teak Ref. MIZSOSBR

2



2 - wall light with 1 bracket W 36 H 37 iron structure and shades made in strips of teak Ref. MIZAP1BR

3



3 - wall light with 2 brackets W 63 H 37 iron structure and 2 shades made in strips of teak Ref. MIZAP2BR

4



4 - lamp Ø 30 H 50 iron structure and shades made in strips of teak Ref. MIZPA50BR

5



5 - piantana Ø 30 H 120 iron structure and shades made in strips of teak Ref. MIZPA120BR

6



6 - piantana Ø 74 H 220 iron structure with 3 shades made in strips of teak Ref. MIZPA3BR



OSLO



LED lantern.

Structure: aluminium.

Colour: white, bronze.

LED power: 20W 12W - 3000k - 1200lm.



❶



❷



POWER 220V

- ❶ - lantern *W 25 H 71*
 - white Ref. LANLEBP • bronze Ref. LANLEBRP
- ❷ - lantern *W 25 H 96*
 - white Ref. LANLEB • bronze Ref. LANLEBR

BATTERY FED

- ❶ - lantern *W 25 H 71* with battery charger
 - white Ref. LANLEBPBAT • bronze Ref. LANLEBRPBAT



CRETA



Hanging and wall light.

Structure: aluminium with powder coated finish.

Colour: white, grey, green.

Shade: glass.



1



2



1 - hanging light W 32 H 42

- white Ref. CRESBA
- grey Ref. CRESGA
- green Ref. CRESVA

2 - wall light W 26 H 40

- white Ref. CREABA
- grey Ref. CREAGA
- green Ref. CREAVA

for energy saving bulbs max. 100W.



ELETTRA



Lamps, wall lights, hanging and lamp posts.

Structure: aluminium with powder coated finish.

Colour: graphite.

Shade: polycarbonate.



1

2



lamp post

- 1 - H 155 Ref. LE155
- 2 - H 247 Ref. LE247

3

4

5



wall light

- 3 - W 25 D 16 H 33 Ref. ELAP
- 4 - W 32 D 20 H 39 Ref. ELAPG
- 5 - wall bracket light D 48 H 62 in galvanized wrought iron Ref. ELLAN

6

7



hanging light

- 6 - W 25 H 44 Ref. ELSO
- 7 - W 32 H 54 Ref. ELSOG

For bulbs:

max. 75W (hanging) and max. 100W (Ref. LE155 - LE247 - ELLAN)

ARTEMISIA



LED hanging and wall light.

Structure: aluminium.

Colour: white, graphite.

Shade: polycarbonate.

LED power:

- wall light 6W - 3000K - 600lm;

- hanging light 12W - 3000K - 1200lm.



❶



❷



❶ - hanging light W 25 H 44

- white Ref. ARLESOB
- graphite Ref. ARLESOG

❷ - wall light W 32 H 54

- white Ref. ARLEAPB
- graphite Ref. ARLEAPG



VENEXIA



Hanging and wall light.

Created by Murano master glass blowers following the age old "Balloton" technique.

Model: teardrop, lantern.
Light cage: stainless steel.
Glass colour: amber, transparent.



❶ - wall light "teardrop" model *D 40 H 44*

- amber Ref. VAGOP
- transparent Ref. VTGOP

❷ - wall light "lantern" model *D 26 H 31*

- amber Ref. VALA
- transparent Ref. VTLA

For light bulbs: wall light Ref. VAGOP - VTGOP max. 40W, for Ref. VALA - VTLA max. 100W



❸ - hanging "teardrop" model *W 36 H 44*

- amber Ref. VAGO
- transparent Ref. VTGO

hanging "lantern" model

- ❹ - *W 26 H 38* • amber Ref. LAVA • transparent Ref. LAVT
- ❺ - *W 35 H 47* • amber Ref. LAVAG • transparent Ref. LAVTG

For light bulbs max. 75W.

ANDROMEDA



Wall light and light.

With a 6 cm Ø universal base attachment which can also be used with other types of light fixtures.

Structure: bayblend T.
Colour: black.
Shade: iroko.



❶ - wall light *D 29 H 56* complete with fittings Ref. PARLAMP

❷ - light *W 25 H 52* with stand Ref. BALAMP

For energy saving light bulbs max. 30W.



❸ - light *W 25 H 33* Ref. LAMP

❹ - column *Ø 6* bayblend T

• *H 60* Ref. STE60

• *H 100* Ref. STE100

• *H 150* Ref. STE150

For energy saving light bulbs max. 30W.

ANTLIA



Light, wall light and lamp post.

Structure: diecast aluminium with powder coated finish.

Colour: graphite.

Globes: polycarbonate

or polymethylmethacrylate (PMMA), anti shock.

Colour: white.



1 - light $\varnothing 25$ W 25 H 46 with base and 1 globe in PMMA Ref. BA1B

2 - wall light $\varnothing 20$ $\varnothing D 28$ H 34 with 1 globe in polycarbonate Ref. AA1B

3 - wall light $\varnothing 20$ W 45 H 35 with 2 globes in polycarbonate Ref. AA2B

For light bulbs: max. 75W (polycarbonate globe) and max. 60W (PMMA globe).



4 - lamp post H 140 with 1 globe $\varnothing 25$ in PMMA Ref. LA140B

5 - lamp post H 226 with 1 globe $\varnothing 30$ in PMMA Ref. LA230B

6 - lamp post H 230 with 3 globes $\varnothing 25$ in PMMA Ref. LA230B3

7 - lamp post H 250 with 4 globes $\varnothing 25$ in PMMA Ref. LA250B4

For light bulbs max. 60W.



MELODY



Festoon, with 5 globes on a spiral cable to use in dry situations.

Globes: polymethylmethacrylate (PMMA).
Colour: white.



1 - festoon W max 800 complete with spiral cable, plug and ceramic lamp holder

- white Ref. LA5GLB
- graphite Ref. LA5GLG

For light bulbs max. 40W.



CRISEIDE

Light, hanging and wall light hand made by craftsmen in Tuscany using local clay.



1 - light W 38 H 69
with shade in PMMA white
Ref. LACRIC



2 - hanging light W 28 H 32
Ref. CRISOP



3 - wall light W 27 D 13 H 45
Ref. CRIAP



For light bulbs: Ref. CRISOP max. 100W;
Ref. CRIAP only energy saving max. 15W;
Ref. LACRIC only energy saving max. 40W.



PANDORA



Light, handmade in Tuscany.
Structure: Impruneta terracotta.



1 - light W 32 H 67 complete with shade
in PMMA white Ref. LAPAND

For light bulbs, only energy saving max. 40W.

2 - decorative feature W 32 H 67
in terracotta Ref. PAND

3 - candle lamp Ø 10 H 15 for bio ethanol decorative
feature complete with lighting and extinguishing rod in pyrex
Ref. BRPAND

DO IT YOURSELF



Unopiù uses solid wood beams and posts for structural use, adhering to the EN 14081-1:2011 norms in accordance with its FPC (Factory Production Control) certificate.

SOLID WOOD BEAMS



Available in 4000 and 4500 mm lengths and used as secondary roof timbers on spans to 2 m. For longer spans, 45 x 117 beams are advised.

section	length	Ref.
45 x 95	4000	T45954
45 x 95	4500	T459545



Available in 3000, 4000, 4500 and 6000 mm lengths and used in max. 2.5 – 3 m spans. For longer spans can be used in pairs and secured with relative hardware.

section	length	Ref.
45 x 117	3000	T451173
45 x 117	4000	T451174
45 x 117	4500	T4511745

SOLID WOOD POSTS



Available in various lengths and used with screens, for fixing panels or in the construction of light structures.

section	length	Ref.
60 x 60	2090	P6621
60 x 60	3600	P6636
70 x 70	2090	P7721
70 x 70	3000	P773
70 x 70	4000	P774

LAMINAR SECTIONS



Available in 2200, 2500, 3000 and 4000 mm lengths and used as load bearing posts in almost all Unopiù structures ensuring optimum mechanical performance.

section	length	Ref.
90 x 90	2200	PL9922
90 x 90	2500	PL9925
90 x 90	3000	PL993
90 x 90	4000	PL994



Available in 4200 and 5500 mm lengths and used as load bearing beams on structures with wide spans to avoid using intermediate posts.

section	length	Ref.
90 x 150	4200	L9154
90 x 150	5500	L9155



Available in various lengths and used as struts, in pairs, and as load bearing beams on structures with maximum spans of 4-5 m.

section	length	Ref.
60 x 150	3000	L6153
60 x 150	4000	L6154
60 x 150	4500	L61545
60 x 150	5100	L61551
60 x 150	6000	L6156



Curved sections describing a quarter circle with a 2.40 m outer radius and used to create and personalize a wide range of applications.

section	length	Ref.
90 x 90	2400	ARCO

SECTIONS – BOARDS - SLATS



Available in various sections and in 3000, 3600, 3750 and 5000 mm lengths, used to finish almost all wood structures

section	length	Ref.
27 x 13	3600	T271336
27 x 27	3000	T27273
27 x 70	3750	T27703
27 x 85	5000	T27855
27 x 95	5000	T27955
27 x 105	5000	T271055
27 x 117	5000	T271175
27 x 129	5000	T271295
27 x 142	5000	T271425



Matchboard slats 12.5 and 21 mm thick and in two heights 89 mm or 107 mm and in various lengths, can be used for cladding and roofing.

section	length	Ref.
12.5 x 89	2700 - 4000	CO12P
21 x 107	4000	CO21P



Special profiles used as either edging or trellis components, can also be used in many other applications.


section	length	Ref.
44 x 55	3000	PROU
22 x 95	4000	PAVDOG4

WALL BRACKETS



"U" brackets for fixing pairs of beams to walls; besides plugs and 2 flat washers, 2 bolts
12/70 for 45 x 117 beams and 2 bolts 12/80 for 60 x 150 beams are required.

width	height	length	thickness	Ref.
90	110	150	5	SU90



Supports for securing both beams and single posts to walls complete with 4/60 screws. Two plugs must be used to fix to wall, as with the "U" brackets.

width	height	length	thickness	Ref.
90	150	60	3	SUP90C
90	90	90	3	SUP99C
60	150	60	3	SUP60C

FLOOR BRACKETS



Nerved brackets in galvanized iron to fix 90 x 90 posts raised from the ground, complete with hardware. Plugs for fixing to the ground excluded. To be used only with attached structures.

width	height	length	thickness	Ref.
100	160	80	5	SRU99C



Double raised brackets in galvanized iron to fix 90 x 90, 90 x 150 and 70 x 70 posts raised from the ground. The brackets are complete with hardware. Plugs to fix to ground are excluded.

width	height	length	thickness	Ref.
195	190	90	3	SRCD99C
255	190	90	3	SRCD915C
175	190	70	3	SRCD77C



Clamps used to fix 90 x 90 (SINT) posts to the ground. Ref. SINT1 is used to fix square corner posts where structures are to be closed laterally.

width	height	length	thickness	Ref.
102	606	60	6	SINT
102	606	60	6	SINT1



BOLTS - WASHERS



Bolts with flat and serrated washers are used to join wood sections together or sections and brackets. Used together with sleeves to provide a better finish.

Ø	L	Ref.
12	240	B12240
12	180	B12180
12	160	B12160
12	90	B1290
12	80	B1280
12	70	B1270
12	30	B1230
10	110	B10110
10	100	B10100
10	25	B1025
16	85	MAN



Lag bolts: 10 Ø with hexagonal head. Lag screws: self screwing with hexagonal head.

Ø	L	Ref.
102	80	A1080
102	40	A1040



Tension bolts: to connect load bearing beams to posts. Screw extruder: cylindrical with hole 12 Ø.

Ø	L	Ref.
102	240	A1BAR
20	40	BAR

Washers: flat and serrated with 14 Ø and 17 Ø hole.

serrated washer Ø exterior 47 hole Ø 17		RD
flat washer Ø exterior 45 hole Ø 14		RP

SPECIAL BRACKETS



SL brackets: to fix any section to the ground, 10 Ø bolts and plugs are required. SLP: universal brackets to use in a variety of applications.

width	height	length	thickness	Ref.
60	40	190	5	SL
50	40	50	2	SLP



5 hole brackets to create a "T" connection for almost all sections in the catalogue, complete with special zinc nails for better grip.

width	height	length	thickness	Ref.
35	-	150	3.5	S5FG
25	-	130	3.5	S5F



SP30-SP30M screen brackets: to fix various panels to posts or walls. SRI-SBA: to fix posts to railings or balustrades.

width	height	length	thickness	Ref.
-	-	-	-	SP30
-	-	-	-	SP30M
-	-	-	-	SBA
-	-	-	-	SRI

NAILS - SCREWS - PLUGS



Screws: galvanized and tropicalized, like all hardware, available in 7 sizes. Nails: available in three sizes in packs of 100.

Ø	L	Ref.
1	25	G25
2.2	40	G40
2.7	60	G60
4	40	V44
4	60	V46
5	50	V55
5	80	V58
6	100	V610
6	110	V611
6	130	V613



Plugs
TE plugs: 10 Ø, to fix wood to brickwork or concrete.
TF plugs: 16 Ø in steel, to fix any bracket to brick or concrete.

Ø	L	Ref.
10	160	TE
16	80	TF



Chemical plugs: special plugs which can bond with any material (hollow bricks, tufa, etc). Supplied in packs of 6 with installation accessories.

Ø	L	Ref.
16	110	TC6SP

TOWELLING (430 gr./m²)

navy blue towelling



grey blue towelling



white towelling



COLOUR COLLECTION TEMPOTEST

The Colour Collection is a rich array of Tempotest fabrics which enables you to make your own choice of cushions for the outdoors.

In this wonderful choice of solution dyed acrylic fabrics, the resistance to wear and tear is only matched by the elegance of style and colour.


They are wonderfully soft to the touch and equal in every respect to natural fibres.

Thanks to the very latest manufacturing techniques they are water and oil repellent, non perishable, mould resistant, stain proof, resistant to salt as well as being colourfast.


These qualities make them ideal for gardens, terraces, the seaside, around swimming pools and for nautical use.

MELANGE (380 gr./m²)


dove grey melange



mud melange




coffee melange




navy blue melange




orange yellow melange




red orange melange




moss green melange




acid green melange

**DÉLAVÉ** (270 gr./m²)


beige black délavé



black délavé



blue délavé



pearl white délavé




CARRÉ (360 gr./m²)

grey beige carré




grey sky blue carré




grey blue carré




cream white carré



red carré



orange yellow carré



moss green carré



green blue carré



acid green carré



sky blue carré



STRIPED (270 gr./m²)

sand striped



grey brown striped




red orange striped



orange brown striped




dove grey black striped




DRY (270 gr./m²)


dove grey



27 coffee



blue



sand



COLOUR COLLECTION TEMPOTEST

Complete the cushion article code with the code of the desired colour.

e.g. **AGANB** + 47 = **AGANB47** corresponds to an Agorà corner module with a WaProLace structure in white, complete with sand coloured cushions.



FLEURS

corner white	FLANB
corner bronze	FLANBR
backrest white	FLSPB
backrest bronze	FLSPBR
lounge-dormeuse white	FLMLB
lounge-dormeuse bronze	FLMLBR
end white	FLMFB
end bronze	FLMFBR
armchair 73 x 80 cm white	FLPOPB
armchair 73 x 80 cm bronze	FLPOPBR
sofa white	FLDIB
sofa bronze	FLDIBR
armchair 90 x 92 cm white	FLPOB
armchair 90 x 92 cm bronze	FLPOBR
pouf square white	FLPUBQ
pouf square bronze	FLPUBRQ
pouf rectangular white	FLPUBR
pouf rectangular bronze	FLPUBRR

GRAN TITANIC

cushion for chaise-longue	CUGT
---------------------------	-------------



AGORÀ

corner white	AGANB
corner tropical brown	AGANT
backrest white	AGSPB
backrest tropical brown	AGSPT
lounge right white	AGMLBD
lounge right tropical brown	AGMLTD
lounge left white	AGMLBS
lounge left tropical brown	AGMLTS
end right white	AGMFBD
end right tropical brown	AGMFTD
end left white	AGMFBS
end left tropical brown	AGMFTS
sofa 3 seater white	AGDIB
sofa 3 seater tropical brown	AGDIT
armchair white	AGPOB
armchair tropical brown	AGPOT
pouf white	AGPUB
pouf tropical brown	AGPUT
cushion sunlounger	AECU

ASTREA

armchair	POAS
sofa	DIAS

CHELSEA

armchair	CHPO
sofa 2 seater	CHDIP
sofa 3 seater	CHDIG

EDEN

armchair	EDPOT
sofa	EDDIT
sofa large	EDDLT
pouf	EDPUT
small armchair low backed	EDPBT
small armchair high backed	EDPAT
island	EDIST
chair	EDSET
cushion sunlounger	AECU

HENRY

cushion for sunlounger	CUHE
------------------------	-------------

LES ARCS

armchair arches coffee greige	LSPO
armchair arches blue	LSPBL
sofa arches coffee greige	LSDI
sofa arches blue	LSDIBL
cushion 55 x 55 cm	CULS
cushion chair seat	CULSSE

LAWRENCE

corner right	LWAND
corner left	LWANS
lounge destro	LWMLD
lounge left	LWMLS
armchair	LWPO
pouf	LWPU
corner high right	LWANDA
corner high left	LWANSA
sofa high	LWDIA



MAMY

armchair 88 x 94 cm natural	MAPOBEP
armchair 88 x 94 cm white	MAPOBP
armchair 118 x 116 cm natural	MAPOBEG
armchair 118 x 116 cm white	MAPOBG
sofa natural	MADIBE
sofa white	MADIB

PADDY

sunlounger	PDLECC
------------	---------------

PATIO

cushion 60 x 60 for armchair	PACUQ
cushion 60 x 30 for armchair	PACUR
cushion for chair	CUSLBA

SUNSTRIPE

cushion for armchair	
cushion end corner module	SSCU
cushion backrest module	
cushion corner module	SSCUAN
cushion right lounge module	SSCULD
cushion left lounge module	SSCULS
cushion coffe table (as pouf)	SSCUPU

SYNTHESIS

sofa 89 x 210 cm	SYDI
backrest	SYSP
pouf	SYPU
corner right	SYAND
corner left	SYANS
chaise-longue right	SYCHD
chaise-longue left	SYCHS
sofa-sunlounger	SYLD
armchair	SYPO
sofa 100 x 260 cm	SYDIG
armchair low	SYPB
cushion for small armchair and chair	SYSECU
cushion sunlounger	SYLICU
sunlounger low	SYLE
cushion for lounge armchair	SYPOCU
cushion for deckchair	SYSDCU

TOSCANA

cushion armchair	TOPOCU
cushion sofa	TODICU

WELCOME

cushion for armchair	WELCUPO
cushion 91 cm right corner	WEL90CUD
cushion 91 cm left corner	WEL90CUS
cushion 138 cm right corner	WEL130CUD
cushion 138 cm left corner	WEL130CUS
cushion backrest module	WELCusp
cushion pouf module	WELCUPU
cushion armchair module	WELCU70SC
cushion 91 cm backrest module	WELCU80SC
cushion 138 cm backrest module	WELCU63SC

YORK

armchair	POYO
rocking chair	DOYO
sofa with high back	DIAYO
sofa	DIYO

Complete the cushion article code with the code of the desired colour.

e.g. **AGANB** + 47 = **AGANB47** corresponds to an Agorà corner module with a WaProLace structure in white, complete with sand coloured cushions.



SUNLACE

armchair white	SUPOB
armchair dark brown	SUPOD
corner white	SUANB
corner dark brown	SUAND
backrest white	SUSPB
backrest dark brown	SUSPD
end corner white	SUMFB
end corner dark brown	SUMFD
lounge right white	SUMLBD
lounge right dark brown	SUMLDD
lounge left white	SUMLBS
lounge left dark brown	SUMLDS
pouf white	SUPUB
pouf dark brown	SUPUD
cushion for chair with arms	SUCUSE
cushion for small sofa	SUCUDI
cushion for single sunlounger	SULECUS
cushion for double sunlounger	SULECUD



JOLLY CUSHIONS

35 x 65



cushion in acrylic with removable covers Ref. DECURP

cushion in Tempotest with removable covers Ref. DECURP

cushion with removable covers Colour Collection Ref. DECURP

70 x 50



cushion in acrylic with removable covers Ref. DECUR

cushion in Tempotest with removable covers Ref. DECUR

cushion with removable covers Colour Collection Ref. DECUR

40 x 40



set of 5 in acrylic with removable covers Ref. DEJO

set of 5 in Tempotest with removable covers Ref. DEJO

set of 5 with removable covers Colour Collection Ref. DEJO

40 x 40



set of 4 in acrylic with removable covers Ref. DECUP

set of 4 in Tempotest with removable covers Ref. DECUP

set of 4 with removable covers Colour Collection Ref. DECUP

55 x 55



cushion in acrylic with removable covers Ref. DECUG

cushion in Tempotest with removable covers Ref. DECUG

cushion with removable covers Colour Collection Ref. DECUG

55 Ø 15

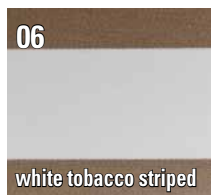



cushion in acrylic with removable covers Ref. DECIL


cushion in Tempotest with removable covers Ref. DECIL

cushion with removable covers Colour Collection Ref. DECIL

ACRYLIC



TEMPOTEST



COLOUR COLLECTION



Complete the cushion article code with the code of the colour desired: e.g. DEJO + 47 = DEJ047, which corresponds to a set of 5 cushions from the Colour Collection with removable covers in sand colour.

UNOPIU COLOR

For those who love colour and wish to characterize their homes with different colours, the answer can be found in water based paints from Unopiù Colour. A selection which ranges from natural tones like teak and dark walnut through to true colours like white, navy blue, antique pale blue, graphite, antique yellow, Capri red, English green and sage green.

tin Unopiù Color "2.5 litres

• dark walnut Ref. UCNS • teak Ref. UCP

tin Unopiù Color "Pittura" 2.5 litres

• white Ref. UCB • navy blue Ref. UCBL

• antique pale blue Ref. UCCA

• antique yellow Ref. UCGA • graphite Ref. UCG

• Capri red Ref. UCR • English green Ref. UCV

• sage green Ref. UCVS

Unopiù pays particular attention to protocols adopted for the treating of wood, using substances without chrome or arsenic, substances prohibited by the norms of environmental protection.

All wood structures present in the Catalogue have been treated with Unopiù Colour.



MAINTENANCE

All Unopiù teak furniture is made for life outdoors without the need for any particular Maintenance. The wood surface is rich in oily resin which oxidizes when it comes into contact with the air, protecting the inner wood and giving the furniture a beautiful grey-silver hue. Should you wish to go back to the original orange colour, suffice to wash and dry the piece and rub it with a cloth soaked in a few drops of teak oil.

tin of teak oil 0,5 litres
Ref. OLTEAK05

cleaning kit for teak Ref. PULTEAK

WATERPROOF COVERS















































When furniture isn't used for some time it should be protected from the elements using the appropriate cover.

Unopiù proposes a reinforced waterproof cover of 50% polyester and 50% PVC. Cushions should be removed as water could seep through the seams.































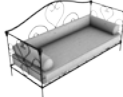









FURNITURE

FIBRE



















































	AGORÀ p. 14	EDEN p. 18	SUNLACE p. 48	SUNSTRIPE p. 51 NEW	EXPERIENCE p. 52	NAXOS p. 61	LAWRENCE p. 70 NEW	MAMY p. 74
CHAIR								
SMALL ARMCHAIR								
TABLE								
ARMCHAIR								
SOFA								
MODULAR SOFA								
COFFEE TABLE								
CHAISE-LONGUE								
SUNLOUNGER								
DAY-BED								

TEAK


















<p>QUEEN p. 106</p>	<p>ASTREA p. 107</p>	<p>FEDRA p. 108</p>	<p>OLIMPIA p. 109</p>	<p>CAPRI p. 110</p>	<p>EQUINOX p. 22</p>	<p>SYNTHESIS p. 26</p>	<p>LES ARCS p. 42 NEW</p>	<p>WELCOME p. 46 NEW</p>
								
								
								
								
								
								
								
								
								
								

<p>NORMA p. 81</p>	<p>PATIO p. 82</p>	<p>FLEURS p. 96 NEW</p>	<p>TOSCANA p. 99</p>	<p>MORFEO p. 100</p>	<p>MINERVA p. 135</p>	<p>FOLDY p. 136</p>	<p>AURORA p. 138</p>	<p>MARGOT p. 141</p>	<p>ATLANTIS p. 32</p>
									
									
									
									
									
									
									
									


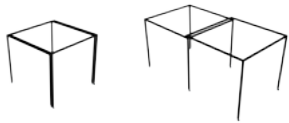




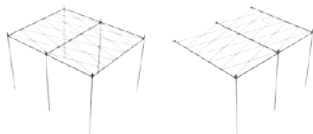

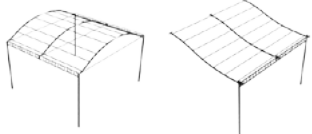
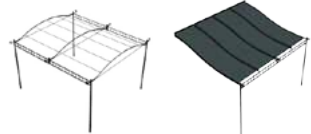









FURNITURE

CHAIR	<p>CAMILLE p. 140</p> 	<p>MELISSA p. 140</p> 	<p>AMELIE p. 137</p> 	<p>CECILE p. 137</p> 	<p>ANTEA p. 142</p> 	<p>BYRON p. 130</p> 	<p>WILLIAM p. 142</p> 	<p>BRIDGET p. 142</p> 
	<p>DHARMA p. 57</p> 							
SMALL ARMCHAIR	<p>CAMILLE p. 140</p> 	<p>CECILE p. 137</p> 	<p>GINEVRA p. 141</p> 	<p>BRIDGET p. 142</p> 	<p>MARY p. 148</p> 	<p>EMILY p. 148</p> 	<p>GINGER p. 134</p> 	<p>EMY p. 148</p> 
	<p>JOLIE p. 57</p> 							
TABLE	<p>CROISETTE p. 60 NEW</p> 	<p>THOR p. 116</p> 	<p>MIRTO p. 118</p> 	<p>AVALON p. 115</p> 	<p>ARTHUR p. 114</p> 	<p>CORINTO p. 119</p> 	<p>LLOYD p. 133</p> 	<p>REGENT p. 131</p> 
	<p>SPENCER p. 133</p> 	<p>NELSON p. 132</p> 	<p>MILTON p. 128</p> 	<p>BYRON p. 130</p> 				
COFFEE TABLE	<p>MORRIS p. 104</p> 	<p>JOKER p. 104</p> 	<p>RICHARD p. 105</p> 	<p>BLOOMSBURY p. 105</p> 	<p>MAYFAIR p. 101</p> 	<p>DHARMA p. 57 NEW</p> 		
SOFA	<p>LUTY p. 102</p> 							
SUNLOUNGER	<p>PANAREA p. 31 NEW</p> 	<p>LEANDRO p. 145</p> 	<p>FLORA p. 83</p> 	<p>ROGER p. 147</p> 	<p>CHARLES p. 143</p> 	<p>SCARLETT p. 143</p> 	<p>HENRY p. 144</p> 	<p>PADDY p. 84 NEW</p> 
CHAISE-LONGUE DECKCHAIR HAMMOCK SWING LOUNGER	<p>TITANIC p. 146</p> 	<p>CLIO p. 147</p> 	<p>AMANDA p. 103</p> 	<p>CASANOVA p. 149</p> 	<p>ADRIAN p. 149</p> 			

ACCESSORIES

CUPBOARD ETAGERE	MODUS p. 244 	LAERTE p. 245 	DEMETRA p. 245 	MEDEA p. 245 				
TROLLEY	THEO p. 246 	CASSIODORO p. 246 						
FURNISHING ACCESSORIES	CHESTS p. 246 	MATS p. 256	TOWEL p. 256	THE ART OF THE TABLE p. 254				
SHOWER	SUN p. 85 	CALIPSO p. 256 						
GARDEN FOUNTAINS HOSE REELS	SIRMIO p. 247 	MADEIRA p. 247 	ITEA p. 247 	PETREA p. 247 	DELFI p. 247 			
POTS FLOWERBOXES	GHISA p. 252 	TERRACOTTA p. 252 	STONEWARE p. 253 	OFELIA p. 253 				
LIGHTING	MIZAR p. 260 NEW 	ATON p. 259 	CRETA p. 263 	OSLO p. 262 	ELETTRA p. 264 	ARTEMISIA p. 265 NEW 	VENEXIA p. 266 	ANDROMEDA p. 267 
	ANTLIA p. 268 	MELODY p. 268 	CRISEIDE p. 269 	PANDORA p. 269 	A FIAMMA p. 257 			
UMBRELLA SAIL	FUN p. 249 	SUNNY p. 248 	LIPARI p. 250 	MARTIN p. 251 	MANTA p. 232 			

ARCHITECTURE

PERGOLA MOBILE	<p>CAP FERRAT p. 152 NEW</p> 	<p>SHIBUYA p. 162 NEW</p> 			
PERGOLA IN ALUMINIUM	<p>SHELTER p. 156</p> 	<p>MÉRIDIENNE p. 158</p> 	<p>AZIMUTH p. 161</p> 	<p>AVANTGARDE p. 177</p> 	
PERGOLA IRON	<p>LÉGÈRE p. 168</p> 	<p>SOLAIRE p. 170</p> 	<p>PROVENCE p. 174</p> 	<p>ERMITAGE p. 186</p> 	
PERGOLA IN WOOD	<p>SOLANGE p. 167</p> 	<p>WAVE p. 166</p> 	<p>CLASSIQUE p. 196</p> 	<p>JULIENNE p. 199</p> 	<p>IDÉALE p. 204</p> 
PAVILION	<p>ALADIN p. 208</p> 	<p>TIBISCO p. 209</p> 	<p>TRISTAN p. 210</p> 	<p>HARMONY p. 213</p> 	



UNOPIU

CONTACTS

ORDERS

OTHER COUNTRIES

UK

phone **0039 0761 758500**
www.unopiu.com
estero@unopiu.it
fax **0039 0761 758350**

phone **00 800 0901 2004**
free call
www.unopiu.co.uk
order@unopiu.co.uk
fax **00 800 0901 2004**
free call

CUSTOMER SERVICE

Our Customer Service can be contacted at:
customer.service@unopiu.co.uk

from Other Countries
phone **0039 0761 758500**
fax **0039 0761 758350**

from UK
phone - fax **00 800 0901 2004**
free call

ORDINARY MAIL

Unopiù S.p.A.
International Sales Department
S.S. Ortana Km 14,500
01038 Soriano nel Cimino (VT) - Italy

CONTRACT AND FF&E REQUESTS

phone **0039 0761 758500**
00 800 0901 2004 free call
estero@unopiu.it

UNOPIÙ S.p.A.

Sole partner - Registered office in Rome - Head Office:
S. S. Ortana km 14,500 - 01038 Soriano nel Cimino (VT)
phone 0761 7581 - fax 0761 758555 - e-mail: info@unopiu.it
C.C.I.A.A. of Rome R.E.A. RM 1187413 - Company Reg. of Rome VAT no. and Tax no. 05516670964



UNOPIÙ Catalogue 2014 - Translation: Anthea Bulloch
Any reproduction, whether in part or in whole of the text, photos or illustrations is prohibited,
without the prior permission of the UNOPIÙ S.p.A. Head Office.

Please note: the colour of the products presented in the Catalogue can be affected both by the conditions of light present during the photo shoot and by the quality of the printing. Unopiù reserves its right to modify and vary its products during the year.

PARTNERS

AUSTRALIA

LUXMAISON - Agency

50/1 Kings Bay Avenue
Five Dock 2046 NSW Sydney
Tel. +61 (0) 2 9712 7668
info@luxmaison.com

ENGLAND

McINNES COOK LTD - Agency

Unit 10 Rudgate Business Park
Tockwith North Yorkshire YO26 7RD
Tel. +44 (0) 1423 35 99 88
sales@mcinnescook.com



AUSTRIA

MARKUS LEDERLEITNER GMBH - Official Dealer

Schubertstr. 36
3452 Atzenbrugg
Tel. +43 (0) 2275 5603-41

GREECE

N.VARVERIS MODA BAGNO SA - Official Dealer

50 Anapafseos str
15238 Chalandri-Athens
Tel. +30 (0) 2108036700

ISRAEL

TOLLMAN'S OUTLET OUTDOOR AND INDOOR - Official Dealer

Beit Yehoshua train station
Beit Yehoshua
Tel. +972 (0) 9 8355220



PORTUGAL

DIMENSÃO NOVA - Agency

R. Engº. Ferreira Dias, 1-b
1950-116 Lisboa
Tel. +351 (0) 211990807
info.dimensaonova@gmail.com

RUSSIA

OOO IDEE-DESIGN - Agency

2nd Silikatny Proezd
Dom 14, korpus 2, stroenie 14
123007 Moscow
Tel. +7 9267271864 - +7 9257277789

SWEDEN&NORWAY

CLASSIC GARDEN AB - Agency

www.classicgarden.se
Tel. +46 (0) 31 154745



ROMANIA

OVO DESIGN - Official Dealer

Sos. Banatului nr. 14 A
Chitila, Ilfov
Tel. +40 (0) 37 2761 307

UNITED ARAB EMIRATES

PARASOL GARDEN FURNITURE - Official Dealer

Shop #3, Al Barsha Second, Umm Suqeim st.
Dubai
Tel. +971 (0) 4 427 6675

UNITED STATES

HENRY HALL DESIGNS - Official Dealer

info@henryhalldesigns.com
Tel. +1 800-767-7738



UNOPIÙ

ITALIA **ANCONA**

Baraccola Parc
Via 1° maggio - Zona Baraccola
60131 Ancona
Tel. +39 071 2866777

BARI nuova apertura da aprile 2014

Via N. Piccinni, 134 - 70122 Bari
Tel +39 080 5374637

BLOGNA nuova apertura da aprile 2014

c/o Centro Polifunzionale Unipol
Via Larga, 4 - 40127 Bologna
Tel. +39 051 790279

BRESCIA

Complesso Fuksas
Viale Duca d'Aosta, 28 - 25000 Brescia
Tel. +39 030 2732967

FIRENZE

Via F.lli Cervi, 69/B
50013 Capalle-Campi Bisenzio
Tel. +39 055 8985935

GENOVA SPACE

Via Marino Boccanegra
16126 Genova
Tel. +39 010 2759165

MILANO SPACE

Via Pontaccio, 9 - 20121 Milano
Tel. +39 02 72094197

MILANO

Via Matteotti, 15
20060 Pessano con Bornago
Tel. +39 02 9504186

NAPOLI SPACE

Piazza Rodinò, 19/20 - 80121 Napoli
Tel. +39 081 4238470

ROMA SPACE

Via San Claudio, 71/72 - 00187 Roma
Tel. +39 06 6796369

ROMA

Parco Leonardo
Via Baldassarre Peruzzi
00054 Fiumicino
Tel. +39 06 65007443

TORINO

Corso Marche, 36 - 10146 Torino
Tel. +39 011 4240098

TREVISO

Via Venzone, 1 - 31100 Treviso
laterale Viale della Repubblica
Tel. +39 0422 308901

VITERBO

S. S. Ortana, km 14,500
01038 Soriano nel Cimino
Tel. +39 0761 7581

COSENZA nuova apertura da aprile 2014

CASTELLO DI SERRAGIUMENTA

Contrada Serragiumenta
87042 Altomonte
Tel. +39 0981 941941

MESSINA nuova apertura da maggio 2014

EL.SI.

Via Galvani - Z. I. - 98124 Messina
Tel. +39 090 2931066-7

DEUTSCHLAND **BERLIN**

Im Stilwerk, Kantstraße 17
D-10623 Berlin
Tel. +49 (0) 30 68813993

DÜSSELDORF

Berliner Allee 22
D-40212 Düsseldorf
Tel. +49 (0) 211 8757470

FRANKFURT AM MAIN

Europa - Allee 16
D-60327 Frankfurt am Main
Tel. +49 (0) 69 257557710

HAMBURG

Große Elbstraße 43-45
D-22767 Hamburg
Tel. +49 (0) 40 181284810

MÜNCHEN

Lilienthalstraße 8
D-85399 Hallbergmoos
Tel. +49 (0) 811 998800

FRANCE **BORDEAUX**

55, Rue de Touleire, RD 1113
33140 Cadaujac
Tél. +33 (0) 5 56 30 01 32

CANNES

Palace Center 1, Z.I. des Tourrades
06210 Mandelieu
Tél. +33 (0) 4 92 19 57 77

LYON

106, Route de Grenoble
69804 Saint Priest - Cedex
Tél. +33 (0) 4 72 47 32 22

MARSEILLE

286, Avenue du Millet, Z.I. Les Paluds
13782 Aubagne - Cedex
Tél. +33 (0) 4 42 18 60 80

NANTES SPACE

3, Rue du Général Leclerc de Hauteclouque
44000 Nantes
Tél. +33 (0) 2 40 12 41 20

PARIS SPACE

Place du Marché Saint Honoré
75001 Paris
Tél. +33 (0) 1 55 35 00 42

PARIS OUEST

29, Boulevard Victor Bordier
95370 Montigny Les Cormeilles
Tél. +33 (0) 1 30 26 10 50

TOULOUSE

41, Route d'Espagne, N. 20
31120 Portet sur Garonne
Tél. +33 (0) 5 34 47 08 12

BELLEVILLE SUR VIE

VIVAGARDEN 85
Boulevard de la vie
Espace d'activité Atlant'Vie
85170 Belleville sur vie
Tél. +33 (0) 2 51 33 45 97

CLERMONT FERRAND

PRIMO
90, Rue Ernest Cristal
63170 Clermont Ferrand
Tél. +33 (0) 4 73 26 03 03

MONTPELLIER

RBC
1, Avenue de la Fontanisse
Z.A.C. Pole Actif
30 660 Gallargues-le-Montueux
Tél. +33 (0) 4 66 73 30 00

ESPAÑA **BARCELONA**

Avda. Riera Fonollar 39/C
08830 San Boi de Llobregat
Tel. +34 93 652 97 97

MADRID

Avda. Fuente Nueva, 5
28703 San Sebastián de los Reyes
Tel. +34 91 659 26 20

SEVILLA

VIRIANA 2010
Finca el Valero 4 Nave 3
41950 Castilleja de la Cuesta
Tel. +34 95 416 46 10

HRVATSKA **ZAGREB** otvaranje u svibnju 2014

GOOD PLACE
Cebini 28
10010 Zagreb
Tel. +385 (0)1 5634690

ÎLE DE LA RÉUNION **ST. PAUL**

ATELIER DU STORE
2, Avenue du Piton Batard
Z.A de Cambaie
94760 St. Paul
Tél. +262 (0) 262 452526

MAROC **CASABLANCA**

PLAISIR D'EXTERIEUR
16, Rue Abou Hayan Al Ghamati Maarif
20100 Casablanca
Tél. +212 (0) 522 98 98 91

ÖSTERREICH **WIEN**

LEDERLEITNER
Börsegebäude Wien
Schottenring, 16 - 1010 Wien
Tel. +43 (0) 1 5320677

SLOVENIJA **LJUBLJANA**

VENTOVARNA
Masarykova Cesta 17
1000 Ljubljana
Tel. +386 (0) 1 4302488

